

Hello Reception Parents 😊

You are doing a fantastic job. Thank you all for your hard work and continued support. We know this lockdown is incredibly hard for families and we are so proud of how everyone is coping during this strange time. By now, you have probably found a routine that works well for you and your child. We have created these slides as an extra form of support for you to use if you wish. There are lots of resources out there at the moment so please use what you think is best and don't feel pressured to do everything. Please remember your wellbeing and your child's wellbeing is the most important thing. Stay safe and keep doing your best!

From all of the Reception team.




Hello Reception Children 😊

We are so proud of how well you are coping during these strange times. You are doing so well and working so hard. Keep up the fantastic work and keep up the super behaviour for your parents.

We are looking forward to seeing you as soon as we can. Keep safe and keep smiling.

We miss you lots!
From your teachers.



Remember that reading daily is one of the best things you can do to practise your phonics. You can log in to the Oxford Owl website to view their range of ebooks too.



There are daily phonics lessons you can watch as well:

https://www.youtube.com/channel/UCP_FbjYUP_Utl_dV2K_-niWw



Monday

LO: To recognise the /ai/ graphemes

To segment and blend /ai/ words for reading and spelling

ai

ay

a_e

Can you read these sounds?
Can you think of some words
with the /ai/ sound in?



Phonics

Jolly phonics songs:
<https://www.youtube.com/watch?v=U2HYM9VXz9k>

Tricky words

Can you read these words?

the
to
no
go
into

LO: To listen to a story.

Please read the story 'Mavis the magical cat' together.

You can also listen here:

<https://soundcloud.com/talkforwriting/mavis>



Mavis the magical cat



Once upon a time, there was a cat called Mavis who lived with a farmer called Marigold. Now, Mavis was just like any other cat and Marigold was just like any other farmer, except for one thing.



They were both **MAGICAL!**

They worked together on the farm planting flowers and vegetables and looking after Sandy, the farm dog, and Beryl, the farm chicken.



Every morning, Marigold smiled a big smile and said, "Good Morning!" Mavis stretched out her long white claws and said, "Meow!" Sandy wagged his short, scruffy tail and said, "Woof!" And Beryl fluttered her speckled brown feathers and said, "Cluck!"

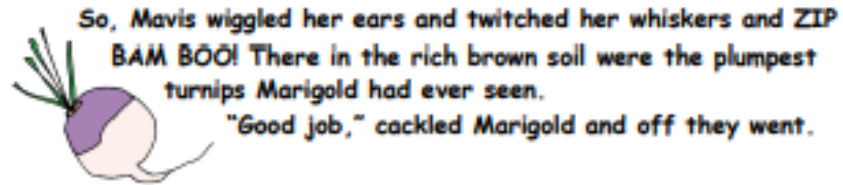


One winter's evening, when the moon was as round as a giant marble, Mavis heard the strangest sound coming from Marigold's room. So, she padded up the stairs, pushed open the door and peered into the bedroom. There, standing by the bed was not Marigold the farmer but Marigold the ... witch! "Come on, Mavis," cackled Marigold. "Time to get izzy, whizzy busy!" So, they jumped on the broomstick, tapped its long handle and held on tightly as it took off down the stairs and out through the farmhouse door.



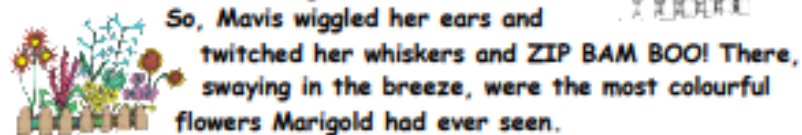
First, they zoomed to the turnip patch. "Hmmm," mumbled Marigold. "Not very plump. Time for magic, Mavis."





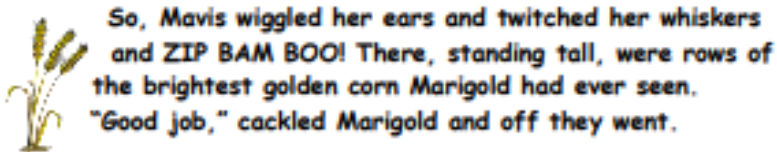
"Good job," cackled Marigold and off they went.

Next, they zoomed to the fresh flower bed. "Hmmm," mumbled Marigold. "Not very colourful. Time for magic, Mavis."



"Good job," cackled Marigold and off they went.

After that, they zoomed to the corn field. "Hmmm," mumbled Marigold. "Not very ripe. Time for magic, Mavis."



"Good job," cackled Marigold and off they went.

Finally, just as the morning sun was peeping over the hill, they zoomed to the chicken house. "Hmmm," mumbled Marigold. "No eggs. Time for magic, Mavis."

So, Mavis wiggled her ears and twitched her whiskers and ZIP BAM BOO! There, snuggled in the straw, was not one, not two but three of the freshest brown eggs Marigold had ever seen.



"Good job," cackled Marigold. "Time for home."



Later that morning, Mavis and Sandy and Beryl sat waiting in the farmhouse kitchen. At that moment, the door swung open and in walked Marigold the farmer, carrying warm boiled eggs for everyone.



"Time to check the flowers and vegetables, Mavis," she said, and off they went.

We hope you enjoyed the story. What did you like about it? Is there anything you didn't like about it? Do you know any other stories about cats? Is this one the same or different?



LO: to read numbers 1-20



Grown-ups:

- Write the numbers on pieces of card or paper to make flashcards for your child
- Choose
 - 1-5
 - 0-10
 - 0-20
- Show the cards in order – ask your child to read the number
- Shuffle the cards and show one at a time again
- Challenge: lay the cards out, ask your child to “find number 6/18/12.”



Superheroes Number Match

twinkl visit [twinkl.com](https://www.twinkl.com)

- Challenge: lay the cards out, ask your child to “find number 6/18/12.”



Tuesday

LO: To recognise the /ai/ graphemes

To segment and blend /ai/ words for reading and spelling

ai

ay

a_e

Look at the next slide.

Can you read the words?

Maybe you could print/ write the words
and draw the sound buttons underneath.



ai video – words with sound buttons:

<https://www.youtube.com/watch?v=JDzpV3jFefs>

Phonics

Jolly phonics songs:
<https://www.youtube.com/watch?v=U2HYM9VXz9k>

Tricky words

Ask your grown up to read these words. Can you spell the words correctly?

the

to







no

go

into



Phase 5 'ai', 'ay' and 'a-e' Sound Family Phoneme Roll and Read Mat


	wait	hail	snail	tail	rain
	sail	nail	aim	pain	train
	day	may	bay	spray	play
	say	crayon	tray	way	may
	rake	name	take	maze	late
	whale	flake	make	grape	plane

LO: to talk about characters and objects in the story.



A Talk with your child about the characters and objects in the story. You could chat about:

- colour/size
- what they look like
- what they are wearing
- what it feels like
- does the child like them?
- have they seen one before?



LO: to read a number and count out the right amount



Grown-ups:

- Practise reading flashcards
- Have 20 small objects ready to count – e.g. counters, pieces of pasta, small toys
- Show a number card
- Ask your child to select the correct number of small objects to match the number card
- Challenge: compare two groups. Which group has more? Which has fewer?





- Challenge: compare two groups. Which group has more? Which has fewer?



Wednesday

LO: To recognise the /ai/ graphemes

To segment and blend /ai/ words for reading and spelling

ai

ay

a_e

Look at the next slide.

Ask your grown up to read the story. Shout out whenever you hear a word with an /ai/ sound.



Phonics

Jolly phonics songs:
<https://www.youtube.com/watch?v=U2HYM9VXz9k>

Tricky words

Can you write some sentences using these words? Remember finger spaces and full stops.

the

to

no

go

into



Sid the Snail

Sid was fed up with being just a snail and decided he wanted to try something new. One day during the month of May he decided to become a weather reporter. He crawled outside leaving a slimy trail behind him. At first it was warm and sunny and he liked being outdoors, but soon the grey clouds came and it began to rain. Just then it started to hail and Sid had to quickly hide inside his shell, where he felt safe. He didn't want to be a weather reporter anymore!

The next day Sid decided he would like to become a postman and deliver people's mail. "I can do this," he thought to himself, it looked easy. He set off carrying a bag full of letters and cards, he slithered along paths and pavements, he even avoided falling down all of the drains. Even though he was slow he was really enjoying himself, reading names and addresses on the front of letters and cards, but suddenly he crawled over a nail which was lying on the ground and was left in a lot of pain. Sid decided he didn't want to be a postman again! What a shame!

Next he decided to become a sailor and made his way down to the bay. He found a pale green boat and climbed inside. When he was out at sea he saw an enormous whale who created a gigantic wave with one almighty great swish of his tail. Sid was covered in water when the wave splashed over his boat. "Time to go," thought Sid.

So Sid went home and decided although he'd had a busy time, he would be most happy just being a garden snail.



LO: to use expression to represent characters in the story.



Read the story to your child, stopping after each paragraph to do the activities. Encourage your child to understand the story better by entering into the story world, moving, acting and speaking in role as the characters in the story.

★ Can you pretend to be some of the characters in the story? Listen while a little bit of the story is read to you. What would the character be doing? What might they say? What would their face look like?



One winter's evening, when the moon was as round as a giant marble, Mavis heard the strangest sound coming from Marigold's room. So, she padded up the stairs, pushed open the door and peered into the bedroom.



"Come on, Mavis," cackled Marigold. "Time to get izzy, whizzy busy!" So, they jumped on the broomstick, tapped its long handle and held on tightly as it took off down the stairs and out through the farmhouse door.



So, Mavis wiggled her ears and twitched her whiskers and ZIP BAM BOO!



First, they zoomed to the turnip patch. "Hmmm," mumbled Marigold. "Not very plump. Time for magic, Mavis."



Did you enjoy pretending to be Mavis and Marigold? Who did you like pretending to be best? Why did you like this character more?






Wednesday



Maths


LO: to count the objects and choose the right number



Grown-ups:

- Practise reading flashcards
- Have 20 small objects ready to count – e.g. counters, pieces of pasta, small toys
- Give your child a group of objects
- Ask your child to count the objects and select the correct number card
- Challenge: estimate how many objects are in a group up to 10, then 20. Count to check how close your estimate was!





Thursday

LO: To recognise the /ai/ graphemes

To segment and blend /ai/ words for reading and spelling

ai

ay

a_e

Look at the next slide.

Work with your grown up. Look at the picture. Can you write the word?



Phonics

Jolly phonics songs:
<https://www.youtube.com/watch?v=U2HYM9VXz9k>

Tricky words

Can you write some sentences using these words? Remember finger spaces and full stops.

the






















to

no

go

into



ai		ay		a-e	
					
					
					
					
					
					
					



LO: Be like Mavis and take one of your toys on an adventure.



- ★ I have been using my magic to go on an adventure! Can you name the different places I popped up in?
- ★ Can you take one of your toys on an adventure like mine? Ask your helper to take some photographs for you just like I did.




 Thursday 

English





LO: to write numbers to 10 and 20



Grown-ups:

- Practise reading flashcards
- Get your child to trace the number with their finger
- Ask them to copy the number
- Ask your child to count the objects and write the number

- Challenge: hide the numbers. Ask your child "Can you write the number 8/12/16." Make sure the digits are in the correct order. Fourteen is 14 not 41.



Number Formation

Can you trace the numbers?

10 10 10 10 10 10

11 11 11 11 11 11

12 12 12 12 12 12

13 13 13 13 13 13

14 14 14 14 14 14

15 15 15 15 15 15

16 16 16 16 16 16

17 17 17 17 17 17

18 18 18 18 18 18

19 19 19 19 19 19

20 20 20 20 20 20



visit [twinkl.com](https://www.twinkl.com)



- Challenge: hide the numbers. Ask your child "Can you write the number 8/12/16." Make sure the digits are in the correct order. Fourteen is 14 not 41.



Friday

LO: To recognise the /ai/ graphemes

To segment and blend /ai/ words for reading and spelling

ai

ay

a_e

Think of a word with /ai/ in.

Can you write a sentence with that word in.



Phonics

Jolly phonics songs:
<https://www.youtube.com/watch?v=U2HYM9VXz9k>

Tricky words

Can you write some sentences using these words? Remember finger spaces and full stops.

the

to

no

go

into





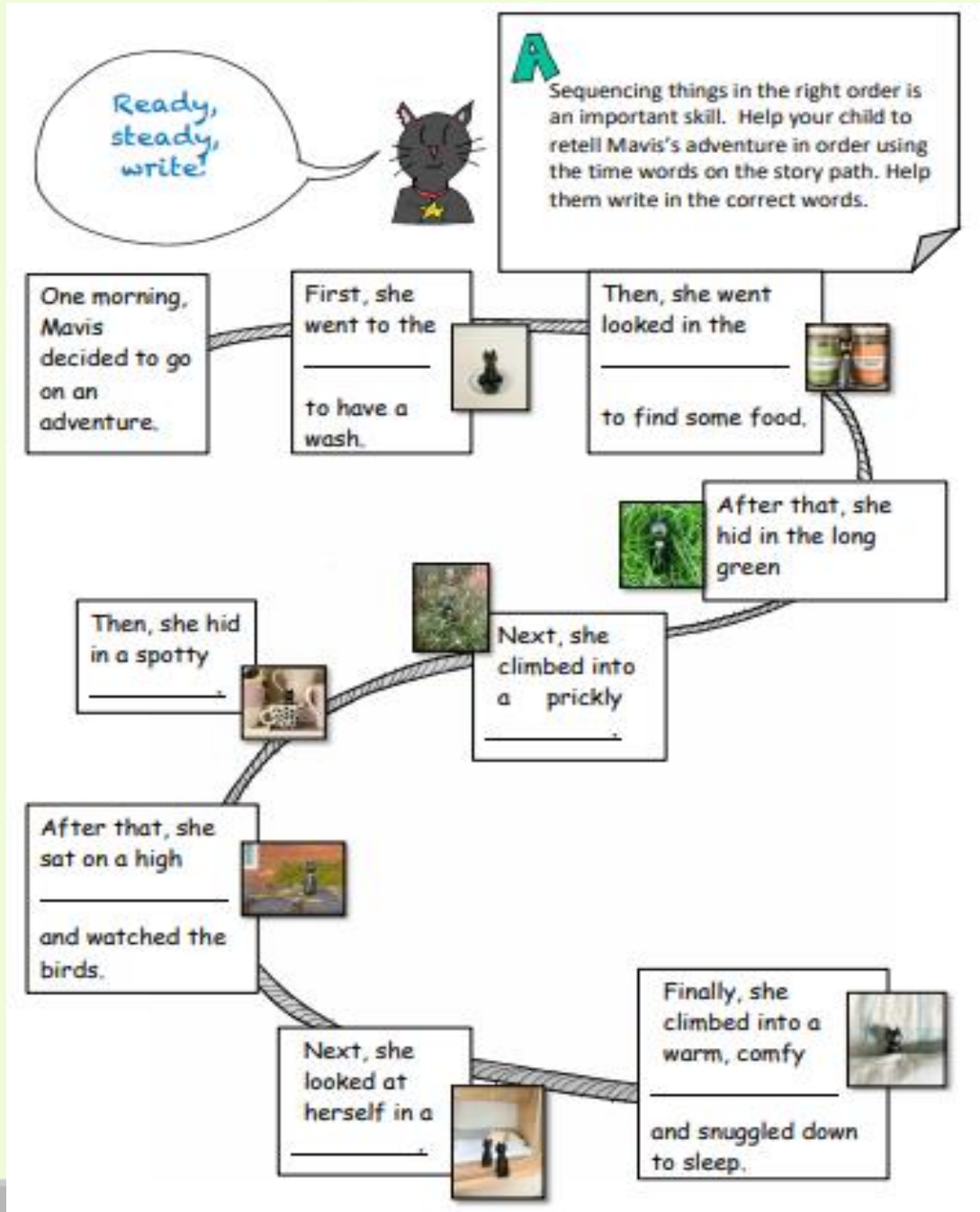
Friday



LO: to sequence the story.

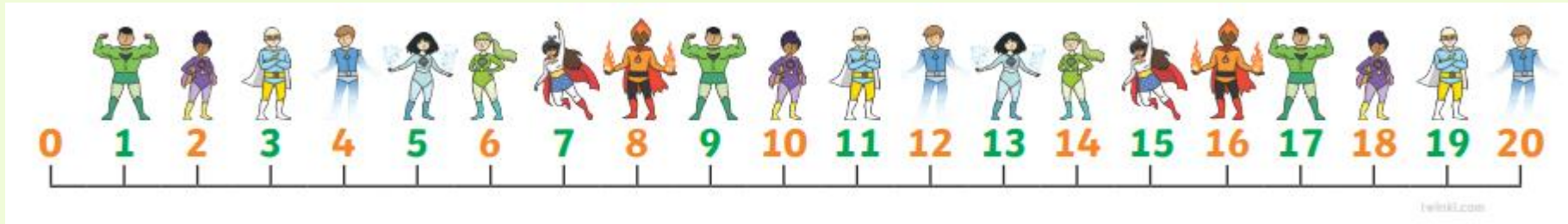
Use paper to create your own story map just like this one.

Can you retell the story of Mavis the magical cat in the correct order.



English



**LO: to order numbers to 10 then 20****Grown-ups:**

- Practise reading flashcards
- Shuffle the cards
- Ask your child to order the numbers from 1-10
- If they can order to 10, challenge to 15 and then 20

- Challenge: chose a number on the number line they have create. What number is one more? One less?



100+ INDOOR ACTIVITIES

CRAFTS

MAKE PAPER AIRPLANES
SALT PAINTING
MAKE SUNCATCHERS
MAKE SALT DOUGH
MAKE SPONGE STAMPS
MAKE A CEREAL BOX AQUARIUM
MAKE SCRATCH ART
MAKE YOUR OWN BOOKMARKS
PAINT PET ROCKS
MAKE RECYCLED CRAYONS
MAKE PAPER BOATS
FINGER PAINT
MAKE FRIENDSHIP BRACELETS
MAKE A BIRD FEEDER
MAKE PAPER BAG PUPPETS
MAKE HANDPRINT ART
MAKE A SCRAPBOOK
DECORATE T-SHIRTS
MAKE A THANKFUL JAR
PAINT LEAVES
MAKE A TIME CAPSULE
MAKE BUTTON ART
PAINT WITH WATERCOLORS
COLOR IN A COLORING BOOK
MAKE PAPER CRAFTS
BUILD A CARDBOARD CASTLE
MAKE TISSUE BOX MONSTERS
MAKE A TOILET PAPER ROLL
BUTTERFLY
STAMP WITH CELERY
MAKE CHALK ICE
MAKE PUFFY SIDEWALK PAINT
DRAW A SELF PORTRAIT
USE RUBBER STAMPS
DO SCRAPE PAINTING
PAINT A RECYCLED JAR
MAKE SUPERHERO COSTUMES

ACTIVITIES

MAKE PLAYDOUGH
MAKE SLIME
MAKE PLAY MUD
MAKE RAINBOW RICE
MAKE FAKE SNOW
MAKE A SENSORY BIN
MAKE A SENSORY BAG
BUILD A FORT
HAVE A PILLOW FIGHT
WRITE A STORY
MAKE ICE CREAM IN A BAG
MAKE GUMMY BEARS
MAKE FRUIT ROLL-UPS
HAVE A MOVIE DAY
PUT ON A FASHION SHOW
BAKE CUPCAKES OR MUFFINS
DO YOGA
BUILD AN OBSTACLE COURSE
MAKE DINNER TOGETHER
PLAY WITH MAGNETIC TILES
BUILD SOMETHING WITH LEGO
USE DOT MARKERS
BUILD A STACK OF CARDS
PUT ON A PUPPET SHOW
MAKE A TREASURE HUNT
INDOOR BOWLING
LEARN TO DRAW
PUT ON A PLAY
MAKE INDOOR HOPSCOTCH
DO A FAMILY CHORE TOGETHER
HAVE A DANCE PARTY
HAVE A TEA PARTY
PLAY WITH WATER IN A BIN
SET UP A PLAY STORE
MAKE A SOCK TOSS GAME
MAKE PERLER BEAD ART
WRITE IN A JOURNAL

GAMES

PLAY WOULD YOU RATHER
PLAY I SPY
PLAY SIMON SAYS
PLAY BOARD GAMES
PLAY HIDE AND SEEK
INDOOR SCAVENGER HUNT
PLAY BINGO
PLAY CARD GAMES
DO A PUZZLE
PLAY CHARADES
BUILD YOUR OWN GAME
PLAY FREEZE DANCE
PLAY HOT POTATO
PLAY MARBLES
KEEP THE BALLOON UP
PLAY DOMINOES
PLAY HANGMAN
PLAY TIC-TAC-TOE

EDUCATIONAL

READ BOOKS
DO A SCIENCE PROJECT
LEARN ORIGAMI
LEARN ABOUT A NEW ANIMAL
LEARN A NEW CARD GAME
LEARN TO SEW
LEARN TO KNIT
DO BRAIN TEASERS
LEARN A NEW LANGUAGE
LEARN ABOUT A COUNTRY





Remember:



- **Stay home.**
- **Stay safe.**
- **Be happy.**

**We can't wait
to see you
soon.**

