

Hello Year 4! We hope you and your family are all safe and well.

Here are some daily activities to keep you busy. Try to keep up that reading too.

Do what you can but remember to relax, spend some time playing and exercising.

Keep smiling from Mrs Platek and
Mrs Stewart



Learning Objective

To calculate the perimeter of shapes

Steps to Success:

(Click on the link opposite and follow instructions)

- 1. Look at the shape**
- 2. Look for any clues that tell you the length of the sides**
- 3. Complete /write the length on all sides**
- 4. Add together or multiply as demonstrated**
- 5. Check**

Area and perimeter

Click on link

<https://www.thenational.academy/year-4/maths/area-and-perimeter-year-4-wk1-1>

Follow all of the instructions and work your way to the end of section (you can click circles at the bottom of page to move onto the next part of the lesson also)


What is a composite shape?

A **composite shape** (or **composite figure**) is one that is made up of a number of different shapes when deconstructed.

They come in a variety of different forms.



The blue shape is made up of a **square** and a **rectangle**.



The green shape consists of **two triangles**.

Learning Objective

To write extended sentences

Steps to Success:

1. Read instructions
2. Complete 3 wishes, using the words because, so, that and which to extend ideas. (see demonstration)
3. Make predictions
4. Listen to story/or read it
5. Complete questions
6. Check

English

'The King of the Fishes'

<https://www.talk4writing.co.uk/wp-content/uploads/2020/04/Y4-Unit.pdf>

Click on the above link and follow all demonstrations and activities

Pages of unit 1-6

Monday Spelling

Learning Objective- To spell words from the statutory list

Steps to success

1. Use a dictionary to find the meaning of the word
2. Which word class does the word belong to? (see word mat)
3. Complete sentences
4. How many syllables does it have?

Complete all activities on the sheet.

A **syllable** is a single, unbroken sound of a spoken (or written) word. **Syllables** usually contain a vowel and accompanying consonants. The number of times you hear a vowel (a, e, i, o, u) in a word is equal to the number of **syllables** a word has.

5. Spell the word
6. Edit the words
7. Write your own sentence with the word in

Year 3 and 4 Statutory Spellings


accident	caught	eighth	heard	minute	possible	strange
accidentally	centre	enough	heart	natural	potatoes	strength
actual	century	exercise	height	naughty	pressure	suppose
actually	certain	experience	history	notice	probably	surprise
address	circle	experiment	imagine	occasion	promise	therefore
answer	complete	extreme	increase	occasionally	purpose	though
appear	consider	famous	important	often	quarter	although
arrive	continue	favourite	interest	opposite	question	thought
believe	decide	February	island	ordinary	recent	through
bicycle	describe	forward	knowledge	particular	regular	various
breath	different	forwards	learn	peculiar	reign	weight
breathe	difficult	fruit	length	perhaps	remember	woman
build	disappear	grammar	library	popular	sentence	women
busy	early	group	material	position	separate	
business	earth	guard	medicine	possess	special	
calendar	eight	guide	mention	possession	straight	

Statutory Spelling Word Activity Mat: accident

1

Use a dictionary to define the word **accident**.

Add the word **accident** to these sentences.



He was involved in an _____.

"I'm sure it was an _____,"
said Fred.

Did you drop it by _____?

She had an _____ at the factory.

Write the syllables of the word **accident** inside the hands.



Which word class does the word **accident** belong to?

noun	verb	adjective
adverb	conjunction	pronoun
preposition	determiner	

Finish off the word **accident**.

acci_____	_____dent
_____nt	ac_____

Now write the full word.

Trace the word **accident**.

accident

accident

accident

Which of these words means the same as **accident**?

bountiful blizzard mishap vehicle

Write your own sentence containing the word **accident**.

Edit and improve these words so that they correctly spell the word **accident**.

acident accidunt accidnt

Monday Topic ART

Learning Objective

Use observational skills to draw in the style of a famous artist

Steps to Success:

Follow instructions from link

Observational drawing
Learn how to draw in the style of Rob Biddulph famous author and illustrator.

Click on link

<http://www.robbiddulph.com/draw-with-rob>

Scroll down to number 13 the alligator

Follow instructions on screen

Learning Objective

To draw rectangles with different perimeters

Steps to Success:

(Click on the link opposite and follow instructions)

Draw a variety of rectangles

- 1. Draw rectangle with a perimeter of 24cm**
- 2. 4 equal sides of 5 units**
- 3. 2 sides of 10 units/ 2 sides of 5 units**
- 4. 4 equal sides of 8 units**
- 5. Check**

Area and perimeter

Click on link

<https://www.thenational.academy/year-4/maths/area-and-perimeter-year-4-wk1-2>

Follow all of the instructions and work your way to the end of section (you can click circles at the bottom of page to move onto the next part of the lesson also)

Learning Objective

To use a dictionary to find meaning of unfamiliar words.

Steps to Success:

1. Go back over story list / underline/ highlight any words that you do not know the meaning of.
 2. Use a dictionary to find meanings.
 3. Match words and definitions/pictures
 4. Write sentences to match the pictures (p8) using the words whip/whipping/whipped.
 5. Complete own sentences
- Check

English

'The King of the Fishes'

<https://www.talk4writing.co.uk/wp-content/uploads/2020/04/Y4-Unit.pdf>

Click on the above link and follow all demonstrations and activities

Pages of unit 7-9

Tuesday Spelling

Learning Objective- To spell words from the statutory list

Steps to success

1. Use a dictionary to find the meaning of the word
2. Which word class does the word belong to? (see word mat)
3. Complete sentences
4. How many syllables does it have?

complete all activities on the sheet.

A **syllable** is a single, unbroken sound of a spoken (or written) word. **Syllables** usually contain a vowel and accompanying consonants. The number of times you hear a vowel (a, e, i, o, u) in a word is equal to the number of **syllables** a word has.

5. Spell the word

6. Edit the words

7. Write your own sentence with the word in

Year 3 and 4 Statutory Spellings


accident	caught	eighth	heard	minute	possible	strange
accidentally	centre	enough	heart	natural	potatoes	strength
actual	century	exercise	height	naughty	pressure	suppose
actually	certain	experience	history	notice	probably	surprise
address	circle	experiment	imagine	occasion	promise	therefore
answer	complete	extreme	increase	occasionally	purpose	though
appear	consider	famous	important	often	quarter	although
arrive	continue	favourite	interest	opposite	question	thought
believe	decide	February	island	ordinary	recent	through
bicycle	describe	forward	knowledge	particular	regular	various
breath	different	forwards	learn	peculiar	reign	weight
breathe	difficult	fruit	length	perhaps	remember	woman
build	disappear	grammar	library	popular	sentence	women
busy	early	group	material	position	separate	
business	earth	guard	medicine	possess	special	
calendar	eight	guide	mention	possession	straight	


Statutory Spelling Word Activity Mat: actual

2

Use a dictionary to define the word **actual**.

Add the word **actual** to these sentences.


 The _____ cost was £100.

 "Those were his _____ words!"

Can you measure the _____ length?

The story is based on _____ events.

Write the syllables of the word **actual** inside the hands.



Which word class does the word **actual** belong to?

noun	verb	adjective
adverb	conjunction	pronoun
preposition	determiner	

Finish off the word **actual**.

act_____	_____ual
_____al	ac_____

Now write the full word.

Trace the word **actual**.

actual

actual

actual

Which of these words means the same as **actual**?

mystery genuine forgotten bespoke

Write your own sentence containing the word **actual**.

Edit and improve these words so that they correctly spell the word **actual**.

acktual actyual actuall

Learning Objective

Locate countries on the equator

Steps to Success:

1. I can. locate the Equator on a map and globe
2. I can locate the Northern Hemisphere on a map and globe.
3. I can locate the Southern Hemisphere on a map and globe.
4. I can name some of the countries on the Equator.
5. I can tell you more about one country

Click on link

Look at powerpoint first
download

<https://www.twinkl.co.uk/resource/tp2-g-022-planit-geography-year-4-all-around-the-world-unit-pack>

Lesson 1 only

Complete work sheet
See following slide



Countries of the Northern Hemisphere

Empty rounded rectangular box for notes or a drawing, with three small circles on the right side.

Name of Country:
Capital City:
Population:
Official Language(s):
Average Rainfall:



Learning Objective

To convert between 2 units of measure

(convert centimetres to metres and metres to centimetres)

Steps to Success:

(Click on the link opposite and follow instructions)

Draw a place value grid to help you- see opposite

1. Convert cm to m by multiplying by 100

2. Convert m to cm by dividing by 100

Area and perimeter

First watch the demo

<https://www.youtube.com/watch?v=HOczaHBpFEM> watch to show how to divide and multiply by 10, 100, 1000

Multiply and Dividing by 10, 100, 1000

10 000	1000	100	10	1	●	$\frac{1}{10}$	$\frac{1}{100}$	$\frac{1}{1000}$
					●			
					●			

MULTIPLYING

X 10 digits move LEFT 1 space
X 100 digits move LEFT 2 spaces
X 1000 digits move LEFT 3 spaces

DIVIDING

÷ 10 digits move RIGHT 1 space
÷ 100 digits move RIGHT 2 spaces
÷ 1000 digits move RIGHT 3 spaces

← Magical Educator →

x 357

Click on link

<https://www.thenational.academy/year-4/maths/area-and-perimeter-year-4-wk1-3>

Follow all of the instructions and work your way to the end of section (you can click circles at the bottom of page to move onto the next part of the lesson also)

Learning Objective

To use a range of comprehension skills to read for understanding.

Steps to Success:

1. re- read story up to p.3
2. Answer questions (see demonstration)
3. Underline answers in text

Check

English

'The King of the Fishes'

<https://www.talk4writing.co.uk/wp-content/uploads/2020/04/Y4-Unit.pdf>

Click on the above link and follow all demonstrations and activities

Pages of unit 10

Wednesday

Spelling

Learning Objective- To spell words from the statutory list

Steps to success

1. Use a dictionary to find the meaning of the word
2. Which word class does the word belong to? (see word mat)
3. Complete sentences
4. How many syllables does it have?

Complete all activities on the sheet.

A **syllable** is a single, unbroken sound of a spoken (or written) word. **Syllables** usually contain a vowel and accompanying consonants. The number of times you hear a vowel (a, e, i, o, u) in a word is equal to the number of **syllables** a word has.

5. Spell the word

6. Edit the words

7. Write your own sentence with the word in

Year 3 and 4 Statutory Spellings

accident	caught	eighth	heard	minute	possible	strange
accidentally	centre	enough	heart	natural	potatoes	strength
actual	century	exercise	height	naughty	pressure	suppose
actually	certain	experience	history	notice	probably	surprise
address	circle	experiment	imagine	occasion	promise	therefore
answer	complete	extreme	increase	occasionally	purpose	though
appear	consider	famous	important	often	quarter	although
arrive	continue	favourite	interest	opposite	question	thought
believe	decide	February	island	ordinary	recent	through
bicycle	describe	forward	knowledge	particular	regular	various
breath	different	forwards	learn	peculiar	reign	weight
breathe	difficult	fruit	length	perhaps	remember	woman
build	disappear	grammar	library	popular	sentence	women
busy	early	group	material	position	separate	
business	earth	guard	medicine	possess	special	
calendar	eight	guide	mention	possession	straight	

Statutory Spelling Word Activity Mat: address

3

Use a dictionary to define the word **address**.

Which word class does the word **address** belong to?


noun	verb	adjective
adverb	conjunction	pronoun
preposition	determiner	

Trace the word **address**.

address

address

address


 Add the word **address** to these sentences.

Nita scribbled her _____.


"May I have your _____?" asked Zac.

Which _____ shall I send it to?

I had to _____ a large audience.



Write the syllables of the word **address** inside the hands.



Finish off the word **address**.

add_____	_____ess
_____ss	ad_____

Now write the full word.

Which of these words means the same as **address**?

unique benign place suspicious

Write your own sentence containing the word **address**.

Edit and improve these words so that they correctly spell the word **address**.

adress addres address

Learning Objective

Locate countries on the equator

Steps to Success:

1. I can identify line of latitude on a map.
2. I can locate line of longitude on a map.
3. I can use longitude and latitude to find places on a map.

Click on link

Look at powerpoint first
download

<https://www.twinkl.co.uk/resource/tp2-g-022-planit-geography-year-4-all-around-the-world-unit-pack>

Lesson 2 only

See following slide for
worksheet



Map Co-Ordinates



Which area of the world would you be in if you were at the following co-ordinates:

20°S 80°E

40°N 20°W

60°N 40°E

40°S 0°W

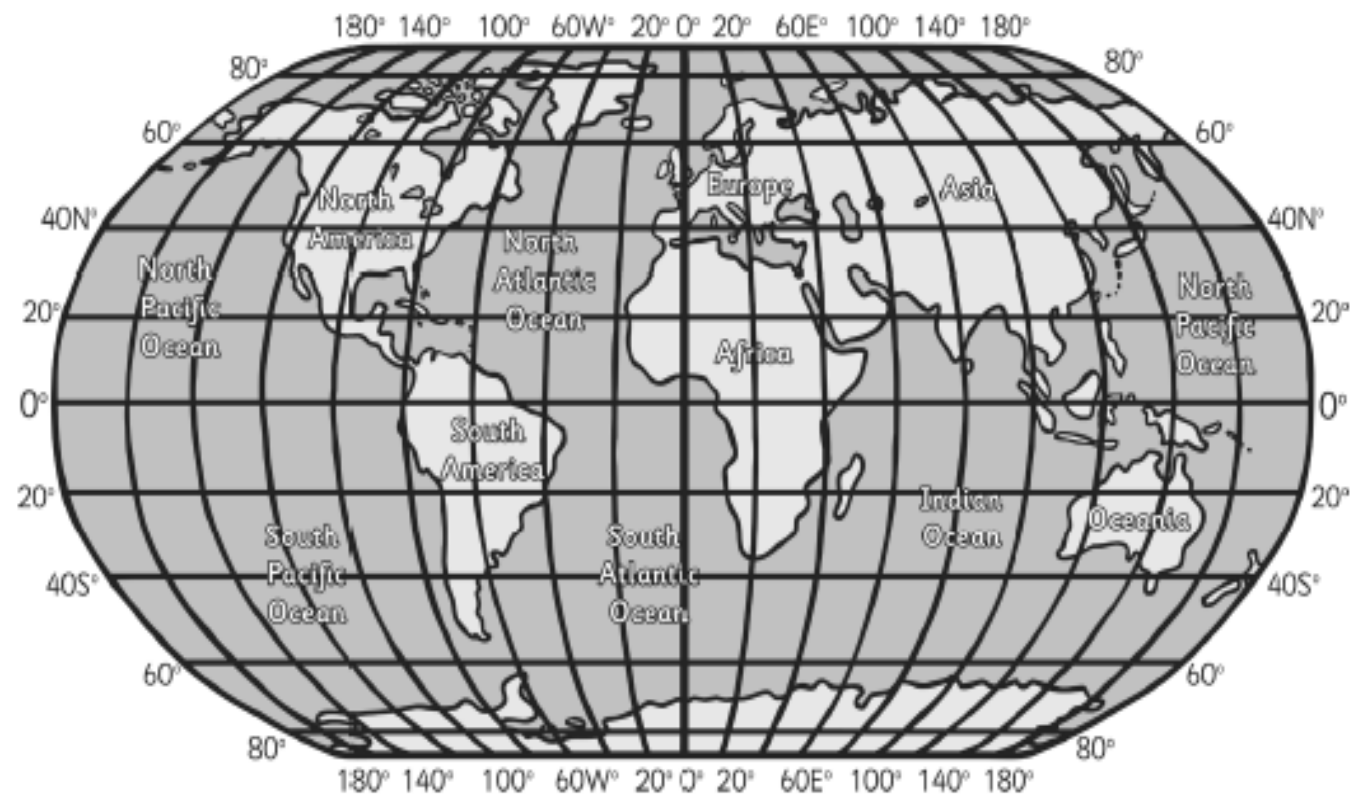
40°N 100°E

20°N 160°E

20°N 20°E

60°S 140°W

30°S 140°E



Learning Objective

Calculate the perimeter of simple composite shapes

Steps to Success:

(Click on the link opposite and follow instructions)

- 1. Split composite shapes into smaller known shapes**
- 2. Use the information already on the shapes to help you calculate the opposite lengths that are missing**
- 3. Check**
- 4. Quiz / multi answers**

Click on link

<https://www.thenational.academy/year-4/maths/area-and-perimeter-year-4-wk1-4>

Follow all of the instructions and work your way to the end of section (you can click circles at the bottom of page to move onto the next part of the lesson also)

Learning Objective

To spell unfamiliar words from the text

Steps to Success:

1. Use the tips from the sheet for some fun ways to remember how to spell words

Check

English

'The King of the Fishes'

<https://www.talk4writing.co.uk/wp-content/uploads/2020/04/Y4-Unit.pdf>

Click on the above link and follow all demonstrations and activities

Pages of unit 11

Thursday Spelling

Learning Objective- To spell words from the statutory list

Steps to success

1. Use a dictionary to find the meaning of the word
2. Which word class does the word belong to? (see word mat)
3. Complete sentences
4. How many syllables does it have?

Complete all activities on the sheet.

A **syllable** is a single, unbroken sound of a spoken (or written) word. **Syllables** usually contain a vowel and accompanying consonants. The number of times you hear a vowel (a, e, i, o, u) in a word is equal to the number of **syllables** a word has.

5. Spell the word

6. Edit the words

7. Write your own sentence with the word in

Year 3 and 4 Statutory Spellings

accident	caught	eighth	heard	minute	possible	strange
accidentally	centre	enough	heart	natural	potatoes	strength
actual	century	exercise	height	naughty	pressure	suppose
actually	certain	experience	history	notice	probably	surprise
address	circle	experiment	imagine	occasion	promise	therefore
answer	complete	extreme	increase	occasionally	purpose	though
appear	consider	famous	important	often	quarter	although
arrive	continue	favourite	interest	opposite	question	thought
believe	decide	February	island	ordinary	recent	through
bicycle	describe	forward	knowledge	particular	regular	various
breath	different	forwards	learn	peculiar	reign	weight
breathe	difficult	fruit	length	perhaps	remember	woman
build	disappear	grammar	library	popular	sentence	women
busy	early	group	material	position	separate	
business	earth	guard	medicine	possess	special	
calendar	eight	guide	mention	possession	straight	

Statutory Spelling Word Activity Mat: answer

Use a dictionary to define the word **answer**.

Add the word **answer** to these sentences.



Write your _____ on the line.

"_____ me!" demanded Kole.

I don't know the _____.

Please _____ the telephone.

Write the syllables of the word **answer** inside the hands.



Which word class does the word **answer** belong to?

noun	verb	adjective
adverb	conjunction	pronoun
preposition	determiner	

Finish off the word **answer**.

ans_____	_____wer
_____er	an_____

Now write the full word.

Trace the word **answer**.

answer

answer

answer

Which of these words means the same as **answer**?

respond redirect forged ancient

Write your own sentence containing the word **answer**.

Edit and improve these words so that they correctly spell the word **answer**.

anser answer answer

Thursday Topic Geography

Learning Objective

Describe key features of the polar region and compare them to the UK

Steps to Success:

- 1. Find the North and South poles on a map/Globe**
- 2. Identify the Artic Circle on a map/Globe**
- 3. Compare daylight hours in the UK and polar regions.**

Click on link

Look at powerpoint first
download


<https://www.twinkl.co.uk/resources/tp2-g-022-planit-geography-year-4-all-around-the-world-unit-pack>

Lesson 3 only

See next slide for worksheet



Comparing Daylight Hours in Antarctica

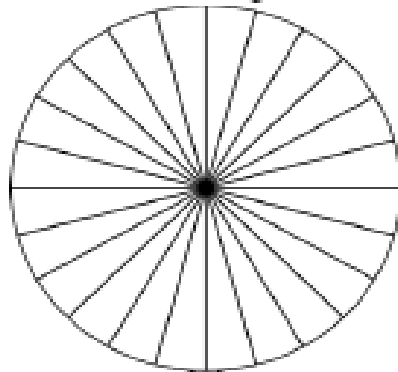


Shade each pie chart to show the average number of hours per day of daylight, twilight and darkness in each month. Then write a sentence for each month, describing what each place would be like at 1pm.

Daylight, Twilight and Darkness Hours in Antarctica

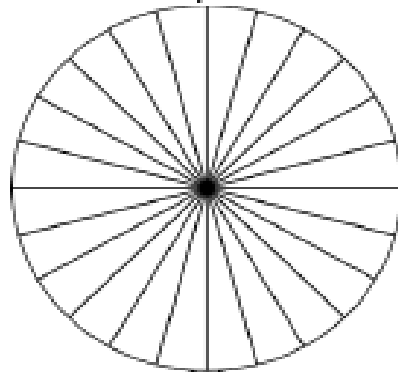
	January	April	July	October
Daylight	24	3	0	20
Twilight	3	13	4	4
Darkness	0	8	20	0

January



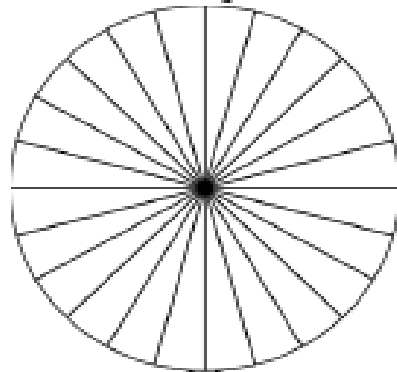
At 1pm in the UK, it would be...

April



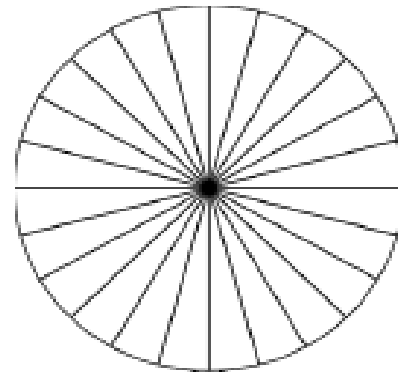
At 1pm in the UK, it would be...

July



At 1pm in the UK, it would be...

October



At 1pm in the UK, it would be...

At 1pm in Antarctica, it would be...

At 1pm in Antarctica, it would be...

At 1pm in Antarctica, it would be...

At 1pm in Antarctica, it would be...

Learning Objective

Consolidate - Calculate the perimeter of simple composite shapes

Steps to Success:

(Click on the link opposite and follow instructions)

- 1. Split composite shapes into smaller known shapes**
- 2. Use the information already on the shapes to help you calculate the opposite lengths that are missing**
- 3. Check**
- 4. Quiz / multi answers**

Click on link

<https://www.thenational.academy/year-4/maths/area-and-perimeter-year-4-wk1-5>

Follow all of the instructions and work your way to the end of section (you can click circles at the bottom of page to move onto the next part of the lesson also)

Learning Objective

To use an adjective before a noun in sentences.

(noun – name of a person / place/ thing)

(adjective – describing word)

Steps to Success:

1. Read instructions

2. Read words p13

**3. Write own sentences using a comma
after the fronted adverbials.**

(see example on p 13)

Check

English

'The King of the Fishes'

<https://www.talk4writing.co.uk/wp-content/uploads/2020/04/Y4-Unit.pdf>

Click on the above link and follow all demonstrations and activities

Pages of unit 12-13

Friday Spelling

Learning Objective- To spell words from the statutory list

Steps to success

1. Use a dictionary to find the meaning of the word
2. Which word class does the word belong to? (see word mat)
3. Complete sentences
4. How many syllables does it have?

Complete all activities on the sheet.

A **syllable** is a single, unbroken sound of a spoken (or written) word. **Syllables** usually contain a vowel and accompanying consonants. The number of times you hear a vowel (a, e, i, o, u) in a word is equal to the number of **syllables** a word has.

5. Spell the word

6. Edit the words

Year 3 and 4 Statutory Spellings

accident	caught	eighth	heard	minute	possible	strange
accidentally	centre	enough	heart	natural	potatoes	strength
actual	century	exercise	height	naughty	pressure	suppose
actually	certain	experience	history	notice	probably	surprise
address	circle	experiment	imagine	occasion	promise	therefore
answer	complete	extreme	increase	occasionally	purpose	though
appear	consider	famous	important	often	quarter	although
arrive	continue	favourite	interest	opposite	question	thought
believe	decide	February	island	ordinary	recent	through
bicycle	describe	forward	knowledge	particular	regular	various
breath	different	forwards	learn	peculiar	reign	weight
breathe	difficult	fruit	length	perhaps	remember	woman
build	disappear	grammar	library	popular	sentence	women
busy	early	group	material	position	separate	
business	earth	guard	medicine	possess	special	
calendar	eight	guide	mention	possession	straight	

Statutory Spelling Word Activity Mat: appear

5

Use a dictionary to define the word **appear**.

Add the word **appear** to these sentences.



In spring, new flowers _____.

Liam will _____ on stage.

Hopefully, the sun will _____ today.

We hoped he would _____.

Write the syllables of the word **appear** inside the hands.



Which word class does the word **appear** belong to?

noun	verb	adjective
adverb	conjunction	pronoun
preposition	determiner	

Finish off the word **appear**.

app_____

_____ear

_____ar

ap_____

Now write the full word.

Trace the word **appear**.

appear

appear

appear

Which of these words means the same as **appear**?

seen odorous malleable happenstance

Write your own sentence containing the word **appear**.

Edit and improve these words so that they correctly spell the word **appear**.

apear appare appear

Learning Objective

Compare the climate of the tropics with the UK climate

Steps to Success:

1. Identify the location of the Tropics of Cancer and Capricorn

2. Identify differences between the UK and the tropics.

3. Describe the climate in the tropics

Click on link

Look at powerpoint first

download

<https://www.twinkl.co.uk/resource/tp2-g-022-planit-geography-year-4-all-around-the-world-unit-pack>

Lesson 4 only

Download activity sheet