

A background of vertical, wavy stripes in the colors of a rainbow: red, orange, yellow, green, cyan, blue, purple, and pink.

# Nursery Home Learning

Week beginning: 11/05/2020

# Monday

**Phonics:** All about the letter **S**

Learning objective:

Recognise the letter S and say the sound it makes correctly.

Recognise and find things that begin with the sound S.

Steps to success:

- Listen to the Jolly Phonics song: <https://www.youtube.com/watch?v=RrIC8M38DNE>
- Draw the letter shape in the air with your finger
- Play I spy with the letter **S** by saying words that begin with the s sound
- Find the letter **S** in a word in a book or a magazine

Draw a picture of something beginning with **S**

**CHALLENGE:** have a go at writing what your picture is, starting with the letter **S** e.g. s u n

Support to pronounce sounds phonetically:


<https://www.youtube.com/watch?v=-ksblMiliA8>



Can you find something beginning with S in your house?

Find something beginning with S...

**I Spy with My Little Eye**



## Maths: Counting

Learning objective:

Count by saying number names in the correct order

Count accurately to find the total

### Steps to success:

- Arrange objects in a line so that you can see each one easily
- Start at one, saying numbers in order as you touch each object
- Stop counting when you touch the last object.
- Say how many you have.

**CHALLENGE:** Count 2 groups of objects to find the total by **counting on** i.e. 1, 2, 3 (1st group)...4, 5, 6, 7 (2<sup>nd</sup> group) = 7 altogether

Use objects that you have available to arrange them into small groups to count.



**Creative:** Make a fairy tale dragon

**Learning objective:**

Use scissors effectively to snip and cut around the dragon.

**Steps to success:**

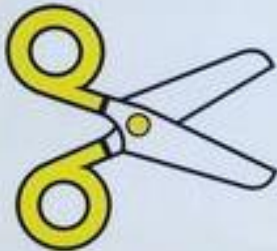
- Hold scissors in the correct grip (see below for tips)
- Open and close the scissors to snip the paper
- Move the paper around as you open and close the scissors to cut around the dragon.

**Scissor tips:**




Draw a smiley face on the thumb of your cutting hand to remind you to keep your thumb facing up!

Two fingers on the bottom and the thumb on top. Open the mouth and go chop, chop, chop.



## Dragon Cutting Skills

Cut out the dragon and add snips to his spikes and fire.



twinkl

visit [twinkl.com](https://www.twinkl.com)



Practise cutting by carefully moving around the dragon and use scissors to snip his spikes and fire. You can paint or colour it in too!

You can print this resource from: <https://www.twinkl.co.uk/resource/dragon-cutting-skills-activity-sheet-english-t-tp-69803>

**Alternative:**

Create your own dragon by drawing or painting it. Cut it out and snip to create some dragon spikes.

# Tuesday

**Phonics:** All about the letter **a**

Learning objective:

Recognise the letter **a** and say the sound it makes correctly.

Recognise and find things that begin with the sound **a**.


Steps to success:

- Listen to the Jolly Phonics song: [https://www.youtube.com/watch?v=wdG4\\_FB0A0A](https://www.youtube.com/watch?v=wdG4_FB0A0A)
- Draw the letter shape in the air with your finger
- Play a version of 'snap' to find the letter **a** – write down lots of a's on paper along with other letters, cut them out and mix them up to play. Shout out '**a**' when you see one.
- Find the pictures that begin with **a** on the activity sheet.

This resource can be printed if you wish <https://www.twinkl.co.uk/resource/roi-l-59-a-phonics-activity-sheet-activity-sheet>

## A Phonics Activity Sheet

Find the things that start with the a sound and draw a circle around them. Trace the letter **a** where you see it. Colour the pictures.



## Maths: Counting and matching amounts to numerals

Learning objective:

Count and find the correct number

Recognise the number and match the correct amount

Count and match amounts to numerals in different ways:

<https://www.topmarks.co.uk/learning-to-count/gingerbread-man-game>

Steps to success:

- Count carefully, saying one number name for each button you touch
- Find the correct number that matches the amount you count

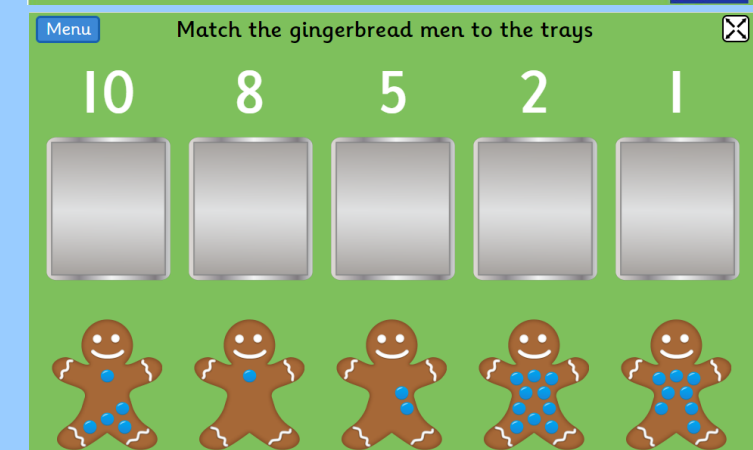
How many?



Counting out



Matching



**Creative:** Make your own fairytale castle

Learning objective:

Use construction materials to build vertically and horizontally, create spaces and enclosures

Steps to success:

- Look at pictures of castles
- Decide what construction materials you would like to use
- Build by stacking objects on top of each other, next to each other in a line and around each other

We would love to see a picture of what you make!

You can send it to:

[Nursery@westfield.staffs.sch.uk](mailto:Nursery@westfield.staffs.sch.uk)

Duplo, Lego or  
Megablocks

Wooden  
blocks



Cardboard  
boxes, tubes  
etc.

Other 'junk  
modelling'  
materials

**Phonics:** All about the letter **t**

Learning objective:

Recognise the letter **t** and say the sound it makes correctly.

Recognise and find things that begin with the sound **t**.

# Wednesda y

Steps to success:

- Listen to the Jolly Phonics song: <https://www.youtube.com/watch?v=7r2pT-8cOA0>
- Draw the letter shape in the air with your finger
- Play **t** tennis – if you don't have bats and a ball, use an imaginary tennis racket and ball to play with a grown up, brother or sister – say the **t** sound each time you hit the ball to each other!
- Make your own 'camera', find things around the house that begin with **t** and take 'photos' (change the letter on the bottom to look for items beginning with different sounds too!)





## Maths: Number recognition

Learning objective:

Show an interest in numbers in the environment.

Recognise numbers and say number names of the numerals you find.


Steps to success:

- Look around the house or outside for things with numbers on them
- Say the number name when you find one
- Use a number track to count across to find the number you can see to help you to say its name if you are unsure.

(You can print one here:

<https://www.twinkl.co.uk/resource/t-n-269-numbers-1-10-numbertrack>)

Let's go on a number hunt!



Look for numbers all around the house or whilst out on a walk  
How many different numbers can you find?

Numbers are all around us!

## Creative: Growing

### Learning objective:

Find out what things need to help them grow

Observe changes over time

### Steps to success:

- Choose something to grow
- Talk about what the beans/seeds etc need to help them to grow
- Water them/find a sunny place to put them
- Check on your beans/seeds each day to see what happens
- Draw a picture/talk about your beans/seeds when you see something different.

Have a go at keeping a growing chart or diary to draw a picture each time you notice a change.

Find something to grow – this could be beans, seeds or even carrot tops!

Talk about what things need to help them to grow.

- Water
- plenty of sunlight

Think about the best place to put your beans/seeds etc to help them to grow.



# THURSDAY

**Phonics:** All about the letter **i**


Learning objective:

Recognise the letter **i** and say the sound it makes correctly.

Recognise and find things that begin with the sound **i**.

## Steps to success:

- Listen to the Jolly Phonics song: <https://www.youtube.com/watch?v=RUODVQZfUK0>
- Draw the letter shape in the air with your finger
- Look around the house to find something with the letter **i** on it (e.g. food packaging/toiletries, a word in a book/newspaper, text on the television etc.
- Make an invitation for Inky the mouse



## Maths: 2D shape




Learning objective:

Name common 2D shapes

Find objects that are the same shape  
(circle, triangle, square, rectangle)

Steps to success:

- Look at a different 2D shape in turn and talk about what it looks like (i.e. round/pointy, 2 long sides and 2 short sides etc.)
- Find an object that looks the same
- Name the shape you see



Become a shape detective and match household objects to the correct 2D shapes

**Shape Detectives**

APPLES Apples

ellipse  
circle  
triangle  
square  
rectangle  
square

An activity with shaped "magnifying glasses"

The poster features a collage of images. On the left, several hand-drawn magnifying glasses are shown in various colors (pink, blue, green) with labels for their shapes: 'ellipse', 'circle', 'triangle', 'square', and 'rectangle'. On the right, a hand is shown using a blue circular magnifying glass to look at a green dot, and another hand is using a yellow square magnifying glass to look at a square clock face.

## **Creative:** Circle art

Learning objective:

Follow a simple technique to print using circles

Steps to success:

- Find different circular objects
- Dip each object into paint and print onto paper
- Use different colours and different sized objects and repeat printing to fill your page.



Print with circular objects found around the house, using different coloured paint to create your picture!

You could use: bottle tops, plastic cups, bubble wrap, kitchen roll tubes etc.



## Phonics: All about the letter **p**

Learning objective:

Recognise the letter **t** and say the sound it makes correctly.

Recognise and find things that begin with the sound **t**.


# FRIDAY



### Steps to success:

- Listen to the Jolly Phonics song: <https://www.youtube.com/watch?v=eTEmtAl>
- Draw the letter shape in the air with your finger
- Play P alliteration game (see poster, you can also find this resource by following the link)
- Try 'puffing' out a candle by making the p sound

<https://www.twinkl.co.uk/resource/t-tp-5674-phonics-satpin-alliteration-can-you-find-poster-and-prompt-card-pack>



### 'p' Alliteration

'Can You Find...?' Poster Instructions

Can you find these things in the picture?

- people playing at the park
- precious prince
- pink parrot
- plenty of pegs
- pink and purple pants
- pretend paper plane
- purple passion fruit
- pink pine tree



Can you make the 'p' sound?

Can you think of any other things that start with the 'p' sound?  
Can you count how many things there are in the poster that start with 'p'?

## Maths: Shape and pattern

Learning objective:

Name common 2D shapes

Continue a repeating pattern

Steps to success:

- Name different 2D shapes by identifying their different properties i.e. a circle is round
- Identify the pattern by saying shape names out loud – rectangle, square, rectangle, square...
- Select the correct shape to continue the pattern

**CHALLENGE:** Can you say what would come next after the ?



<https://www.topmarks.co.uk/ordering-and-sequencing/shape-patterns>

◀ Menu    Level 1: Complete the Pattern    Score: 1 / 1

Red rectangle, Blue square, Red rectangle, Blue square, Red rectangle, ?

Blue train engine pulling four wagons: Blue square, Blue hexagon, Light blue square, Red rectangle.

## Creative: Dough Disco

Learning objective:  
To strengthen fine motor skills

### Steps to success:

- Move your hands and fingers in different ways to change the shape of the playdough
- Copy the hands in the pictures/on the videos

### Dough disco to Nursery rhymes:

1. Incy wincy spider

<https://www.youtube.com/watch?v=KSBO8N4ctJg>

2. The muffin man

[https://www.youtube.com/watch?v=N4Y\\_dw023G8&list=P\\_Ltw-7Jf06an0-84tDAgicwfYUqBD9Qfkm&index=2](https://www.youtube.com/watch?v=N4Y_dw023G8&list=P_Ltw-7Jf06an0-84tDAgicwfYUqBD9Qfkm&index=2)

3. Rock-a-bye baby

<https://www.youtube.com/watch?v=jHERIBXIOWE&list=PLtw-7Jf06an0-84tDAgicwfYUqBD9Qfkm&index=3>

