

Hello Reception Parents 😊

Another well done and big thank you for all of your hard work during these strange times. We are sure you are doing brilliantly. Remember you know your child best and you know what works best for you and your family. We do not expect you to do everything! We just want you and your family to be healthy, safe and happy. We hope you are finding the slides and ideas useful. If you need anything or want to share anything then please email us. We are more than happy to help and love seeing what your children have been up to.


Hope to see you soon when it's safe.

From the Reception team 😊



Hello Reception Children 😊

We hope you are still having lots of fun at home. You are all little superstars for everything you are doing. Keep up the amazing work. Keep trying your best. Make sure you are listening to your parents and being kind and helpful around the house. We love seeing all the learning you are doing. There's been lots of wonderful writing and other exciting activities happening. The pictures put big smiles on our faces. We are looking forward to seeing you as soon as we can. Keep safe and healthy! We miss you lots!
From your teachers.



Remember reading daily is one of the best things you can do to practise your phonics. You can log in to the Oxford Owl website to view their range of ebooks too.

There are daily phonics lessons you can watch as well:

https://www.youtube.com/channel/UCP_FbjYUP_Utl_dV2K_-niWw



Monday

LO: To recognise the /ee/ graphemes

To segment and blend /ee/ words for reading and spelling

ee

ea

y

ey

e_e

Can you read these sounds?
Can you think of some words
with the /ee/ sound in?



Phonics

Jolly phonics songs:
<https://www.youtube.com/watch?v=U2HYM9VXz9k>

Tricky words

Can you read these words?

he
she
me
we
be
was



Monday

English

LO: To explore rhythm and rhyme in a poem.

Please read the poem
'Happy Poem' together.

What do you notice about the poem? How did it make you feel? What made you feel this?



★ This is one of my favourite poems. It's called *Happy Poem* and was written by a poet called James Carter. Read it together a couple of times. See if you can clap along with the rhythm too.

Happy Poem

Happy as a rainbow
happy as a bee
happy as a dolphin
splashing in the sea

Happy as bare feet
running on the beach
happy as a sunflower
happy as a peach

Happy as a poppy
happy as a spoon
dripping with honey
happy as June

Happy as a banjo
plucking on a tune
happy as a Sunday
lazy afternoon

Happy as a memory
shared by two
happy as me ...
when I'm with you.



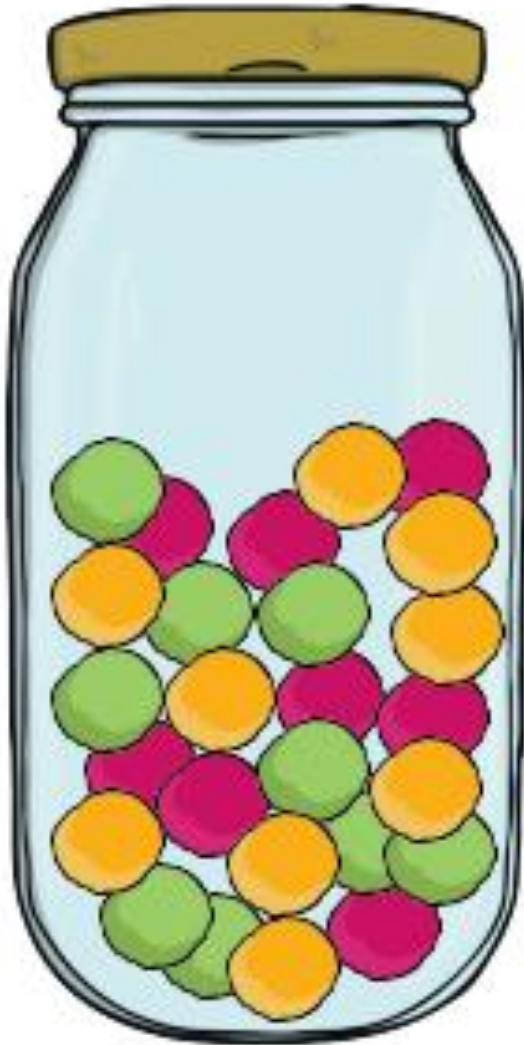
LO: to say which group has more and fewer

more

fewer

Grown-ups:

- Use last week's number flashcards
- Write the words 'more' and 'fewer' on cards
- Create two groups of small objects/toys – one with 3 items, one with 1 item
- Ask your child which group has more? Which has fewer? Use the labels to show each group
- Use toys or the examples on this PP – your child does not have to count how many there are
- Challenge: with groups with similar numbers e.g. 6 and 7 objects, ask your child to count how many in each group before labelling



twinkl
www.twinkl.com



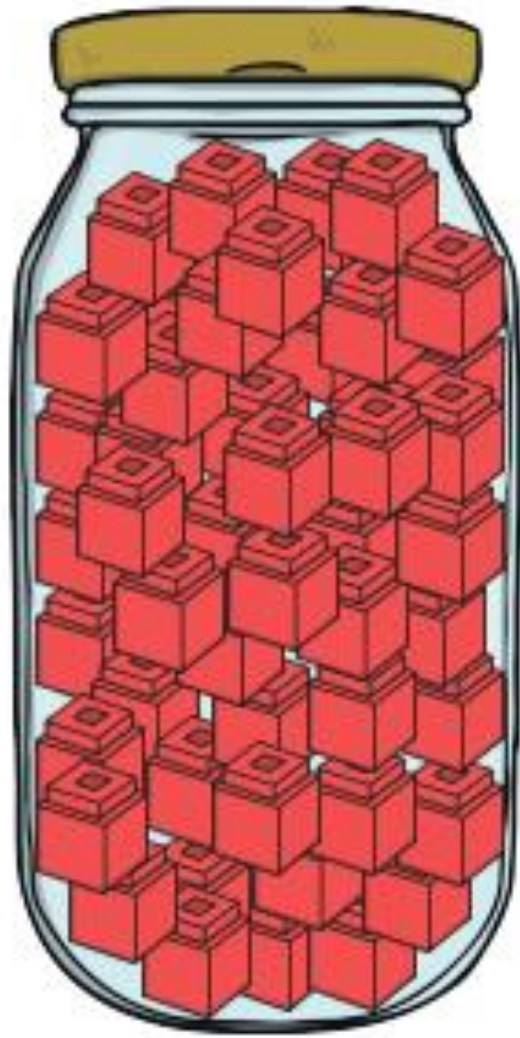
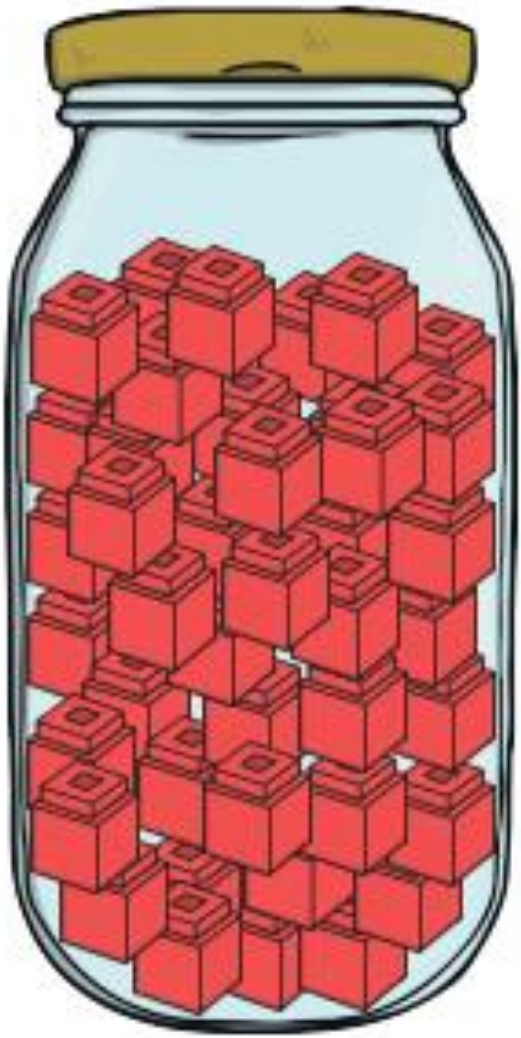


twinkl
visit [twinkl.com](https://www.twinkl.com)












twinkl
visit twinkl.com





twinkl
visit twinkl.com





- Challenge: with groups with similar numbers e.g. 6 and 7 objects, ask your child to count how many in each group before labelling



Tuesday

LO: To recognise the /ee/ graphemes

To segment and blend /ee/ words for reading and spelling

ee

ea

y

ey

e_e

Look at the next slide.

Can you read the words?

Maybe you could print/ write the words
and draw the sound buttons underneath.



ee video:

<https://www.youtube.com/watch?v=FqgkdWrSPTc>

Phonics

Jolly phonics songs:
<https://www.youtube.com/watch?v=U2HYM9VXz9k>

Tricky words

Ask your grown up to read these words. Can you spell the words correctly?

he
she
me
we
be
was



queen

feel

cheek

teeth


sheep

feet

seed

see

free



happy

spooky

rugby

empty

fairy

foggy



delete

Japanese

Pete

swede

theme

athlete

Del



sea

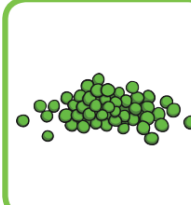

beach

bean

beast

peas


dream



There are different ways to spell the 'ee' sound.













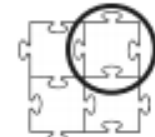












Can you spot words below with each of the different spellings?

Fill in your key with a different colour for each spelling and then colour in the picture.




Key

ee <input type="checkbox"/>	e_e <input type="checkbox"/>	ey <input type="checkbox"/>	ie <input type="checkbox"/>	y <input type="checkbox"/>	ea <input type="checkbox"/>	e <input type="checkbox"/>
-----------------------------	------------------------------	-----------------------------	-----------------------------	----------------------------	-----------------------------	----------------------------

 sheep	 cheat	 me	 key	 silly
 shield	 feet	 week	 field	 she
 achieve	 believe	 piece	 chimney	 queen
 deal	 please	 monkey	 cream	 mean
 carry	 funny	 dream	 baby	 wheel



LO: to listen carefully to the poem and answer comprehension questions.



Let's talk!

A Talk about each of the pictures and look back at the poem to see if it is mentioned.

How many of the things on this page did you read about in the poem. Use paper and use your sounds to write down the ones that are in the poem.



LO: to say if groups have more, fewer or an equal amount

equal

=



Grown-ups:

- Recap more and fewer from yesterday
- Show two groups of 3 objects – ask which has more? They are the same
- Remind your child of the word “equal” it means “the same as”
- place the word equal or symbol = between the two groups to show they are the same
- Show two groups of objects – ask your child to count each group and use the labels ‘more, fewer, equal’ as appropriate
- Challenge: ask your child to set up groups for you to count and compare



More, fewer or
equal?





More, fewer or
equal?





More, fewer or
equal?



Wednesday

LO: To recognise the /ee/ graphemes

To segment and blend /ee/ words for reading and spelling

ee

ea

y

ey

e_e

Look at the next slide.

Ask your grown up to read the story. Shout out whenever you hear a word with an /ee/ sound.




Phonics

Jolly phonics songs:
<https://www.youtube.com/watch?v=U2HYM9VXz9k>

Tricky words

Can you write some sentences using these words? Remember finger spaces and full stops.

he
she
me
we
be
was



The Spooky Halloween Party

Wendy the witch was having a spooky themed party at Halloween, as a treat. She was really happy. Wendy's three funny friends were coming to the party: a tiny black cat called Pete, an eerie ghost called Vicky and a scary beast called Jamie. A few other lovely people were coming too.

Before the party, Wendy wanted to make a funny goodies potion so that everyone could have lots of sweets and candy. She made a list of the things she needed:

- a spooky snail
- a scary mummy
- a creepy slug

Wendy found them easily and put the three things into her pot. She found her wand then she cast her spell in a squeaky voice:



"Oh, pot of sweets, I do seek,
To make my friends a yummy treat.
Candies chewy, soft and crunchy,
Keep them munching, on these goodies."

At three o'clock, Wendy's friends Pete, Vicky and Jamie came, and some others dressed as fairies, evil people and fantasy creatures. But as soon as they opened the door to the party, they screamed. They were swept away in a sea of sweets!

Oh no, another spell gone crazy, how spooky! Wendy and all of her friends ate as many sweets as they could on Halloween and many, many more. They were still eating the goodies in January!



LO: to use phonics skills to write a sentence.



A Making your feely tray
The best things to use in the tray are salt, sand or flour as these leave a clear pathway of the letter as your child forms it.

★ Ladybird picked three action words from the poem. Can you write these words with your finger in a feely tray?

splashing



running



dripping



Now write them down on paper. Can you put the word into a sentence? Write down your sentence.

An action or doing word is called a verb. Can you think of any other verbs?





Wednesday





Maths



LO: to count how many altogether



Grown-ups:

- Show your child two groups
- Count how many in each group
- Label each group with a number card
- Ask your child to find out how many altogether – what do they need to do?
- Ask your child to count all the objects
- Select the correct number card to show the 'total' of how many altogether
- Use the words "equal, makes, altogether, total."
- Challenge: what happens if your count the two groups in the opposite order? (the total is the same)





Thursday

LO: To recognise the /ee/ graphemes

To segment and blend /ee/ words for reading and spelling

ee

ea

y

ey

e_e

Look at the next slide.

Work with your grown up. Look at the picture. Can you write the word?



Phonics













Jolly phonics songs:
<https://www.youtube.com/watch?v=U2HYM9VXz9k>

Tricky words

Can you write some sentences using these words? Remember finger spaces and full stops.

he
she
me
we
be
was



ee		ea		y	
					
					
					
					



LO: To read together.



★ Today I had a letter from my best friend Bertie. He is a magical cat too!
Read the letter with your helper.

Have a go at sounding out the words. Did you spot any split digraphs? Which words did you find difficult? Could you read some of the tricky words by yourself? Talk about the letter. What did you find out?



Dear Mavis

I made the best magical potion ever yesterday! It had our favourite things in it - wriggly, tickly spiders! I thought I would share the potion with you so that you can make it too.

What you need:

- some jelly cubes
- warm water
- a glass bowl
- some spiders!



What you do:

1. Pull the jelly cubes apart and put them in the glass bowl.
2. Pour over the warm water.
3. Wait for the jelly cubes to melt.
4. Sprinkle in the spiders.
5. Put the bowl into the fridge.

You will be so surprised what this magical potion turns into. I'll give you a clue ... it will be wibbly and wobbly!

Hope you enjoy it!

Your best friend, 





LO: to partition numbers to 5



5

Grown-ups:

- Select 5 objects
 - Ask your child to count
 - Select the correct number card
 - Split the 5 objects into 4 and 1
 - How many are there now? Still 5 but split into groups of 4 and 1
 - Repeat with groups of 3 and 2
-
- Challenge: can your child say a number sentence? "four and one makes five."



4



1



5





3



2



5



Friday

LO: To recognise the /ee/ graphemes

To segment and blend /ee/ words for reading and spelling

ee

ea

y

ey

e_e

Think of a word with /ee/ in.

Can you write a sentence with that word in.



Phonics

Jolly phonics songs:
<https://www.youtube.com/watch?v=U2HYM9VXz9k>

Tricky words

Can you write some sentences using these words? Remember finger spaces and full stops.

he

she

me

we

be

was






Friday



English

LO: to write a list.









Out and about

A
Take your child outside, if possible, and get hunting in the soil, under rocks, and in bushes. Support your child to tick off any creatures they spot and add any others they find to the checklist.

★ I am sure that you like spiders and other crawly creatures just like me. I wonder how many you can spot outside.

I found ...

	<input type="text"/>		<input type="text"/>
	<input type="text"/>		<input type="text"/>
	<input type="text"/>		<input type="text"/>

I also found ...

Write a list of all the creatures you found.



LO: to partition numbers to 10

7

Grown-ups:

- Select 7 objects
- Ask your child to count
- Select the correct number card
- Split the 7 objects into 5 and 2
- How many are there now? Still 7 but split into groups of 4 and 3 etc.
- Repeat with numbers 6, 8, 9 and 10
- Challenge: can your child say a number sentence? "six and one makes seven."



6



1



7



5



2



7





4



3



7





Remember:



- **Stay home.**
- **Stay safe.**
- **Be happy.**

