

Dear Year 3

We hope you and your families are keeping well and have had a good week.

Here are the suggested activities for this week for you to follow and complete.

Please also remember to take time to relax, exercise and be kind to yourselves.

Take care and keep smiling,
Miss Baggott, Mrs Chafer, Mrs Roberts and Miss Baker



Reading

As always, you should be aiming to read for at least 20 minutes everyday. Find some time today to sit quietly and read.

Keep reading and exploring new worlds and adventures!



Spellings for this week

Use the read, cover, write strategy to learn the words:

actually

certain

experience

history

notice

probably

surprise

Monday 18th May



English

LO: To discuss events and identify themes

Steps to success

1. Read or listen to the story about trolls.

<https://soundcloud.com/talkforwriting/stone-trolls/s-bGWn1yz5Nrl>

2. Write sentences to explain your ideas.

3. Identify the main message of the story.





There are many tales about the legendary troll that have been told and retold for centuries. Trolls are often thought to be very large, ugly creatures, like giants or ogres, that live in the mountains and are dangerous to human beings. But are all trolls like this? People from Iceland, tell some great stories about trolls. Some of them are terrible but there are also some that are peaceful, friendly and helpful.

In Iceland, stories about trolls have been told to explain some of the many interesting rock shapes that can be found all over the island.



The story in this pack has been inspired by a traditional Icelandic folktale. The names have been simplified to make it easier for you to read because the Icelandic alphabet is a bit different from ours. The story explains how some amazing rocks called 'sea stacks' were created. This story has been told many, many times over the years.

Read or listen to the story of The Stone Trolls to find out more.

<https://soundcloud.com/talkforwriting/stone-trolls/s-bGWn1yz5Nrl>

Step 1

The Stone Trolls

On the southern coast of Iceland, near the small village of Vik, there once lived a band of trolls. They were huge, ugly creatures who were feared by humans and hid away underground in the dark caves of the nearby ice-covered volcano. All trolls knew that if they ever got caught outside in the daylight, they would immediately be turned to stone. So, each night, under the cover of darkness, they would venture outside to hunt and fish.

One stormy night, two mischievous trolls called Skess and Landra perched together on the craggy cliff, watching. Below, the sea bubbled and foamed. Above, the full moon glared down, casting a long shadow across the ebony beach. In the distance, they could hear the low rumble of other trolls, feasting on their hoard of freshly caught fish.

Suddenly, Skess jumped up, pointed at the horizon and roared. "Landra, look, a three-masted ship. I think it's in trouble!" Landra followed his gaze and stared at the magnificent ship, pitching and rolling on the bubbling sea. "Let's wade out and pull it into shore," Skess said, setting off down the beach. Landra frowned as it was already very late and the sun rose earlier and earlier in late spring, but then he jumped down from the cliff and followed close behind.

Slowly, they waded out into the sea until, at long last, they reached the stricken ship. Together they started to haul it towards the distant shore, which was now just a strip of silver moonlight.

For the rest of the night they heaved, and they heaved, and they heaved, but the ship was hefty and the sea was rough. Time passed. The two trolls didn't notice the moon slipping slowly away. Finally, they reached the blackened beach where the sailors quickly clambered to safety.


At that moment, the first glimmer of sunlight appeared. Shocked, Skess and Landra shielded their eyes and then stared at each other in horror. Their mouths widened. Their legs stiffened. Their arms ground to a halt. Their eyes closed. Both trolls and the remains of the ship instantly turned to stone ... forever.

To this day, what remains of the stone trolls and the ship can still be seen just off the coast of Iceland near the small village of Vik.

© Dean Thompson 2020



Step 2



Write sentences to explain your ideas. Remember to use events in the story to help you.



What did you think about the story?

Tip: Try and use the word because to develop your ideas.

1. What did you like about the story?

I liked the part where ...

because ...

2. What surprised you?

I was surprised when ...

because ...

3. What did the story remind you of?

The story reminded me of ...

because ...

Step 3

What do think might be the main message of this story?
Choose the answer that you think is the best fit.

- Don't sit on the edge of a cliff?
- Don't ignore warnings?
- Don't go swimming at night-time?
- Don't stay up all night?

Click to reveal the best choice.

- Don't ignore warnings?

The 'Stone Trolls' could be described as a 'Warning Story'.
The trolls are hiding from people and are warned not to go outside in the day light as they will be turned into stone.
They ignore this warning!



Maths

LO: To find unit fractions of a given quantity

We are going to re-cap what we have learnt about fractions.

I will include the method we also learnt in class.

Sometimes we can't use our fingers, so write down the times table in your book to help you.

Remember to show each step of the working out so you do not get confused.

$$\frac{1}{3} \text{ of } 21$$

Step 1: put the question into a division number sentence


$$21 \div 3 = ?$$

Step 2: Change the order of the numbers to make a multiplication sentence.

$$3 \times ? = 21$$

Step 3: count in 3's until you get to 21.
How many 3's make up 21?

$$3 \times 7 = 21$$



$\frac{1}{2}$ of 30

$\frac{1}{3}$ of 21

$\frac{1}{4}$ of 20

$\frac{1}{5}$ of 30

$\frac{1}{6}$ of 24

$\frac{1}{7}$ of 14

$\frac{1}{8}$ of 24

$\frac{1}{9}$ of 90

$\frac{1}{10}$ of 80

$\frac{1}{4}$ of 36

Parent success criteria

15

7

5

6

4

2

3

10

8

9

Creative Curriculum

LO: To identify magnetic and non magnetic materials



Steps to success

- Find out information about magnetic and non magnetic materials by watching <https://www.bbc.co.uk/bitesize/topics/zyttyrd/articles/zw889qt>
- Complete the activity to identify magnetic and non magnetic materials.

Tuesday 19th May



English

LO: To choose appropriate words and phrases to answer questions


Steps to success

1. Reread the story *The Stone Trolls*.
2. Use information from the story to answer the questions.
3. Check to see if you made a good choice.



Step 1

Go back and re-read the story then try and answer these questions.



Step 2

Why do you think these trolls hide in their caves during daylight?

Choose the answer that is the best fit.

- Trolls like the dark.
- Trolls would be turned to stone.
- Trolls would go blind.
- Trolls would go swimming.


Step 3

Click to check your answer.

- Trolls would be turned to stone.

Step 2

Highlight the words that suggest Landra did not really want to go and rescue the ship at first?



Suddenly, Skess jumped up, pointed at the horizon and roared. “Landra, look, a three-masted ship. I think it’s in trouble!” Landra followed his gaze and stared at the magnificent ship, pitching and rolling on the bubbling sea. “Let’s wade out and pull it into shore,” Skess said, setting off down the beach. Landra frowned as it was already very late and the sun rose earlier and earlier in late spring, but then he jumped down from the cliff and followed close behind.


Look on the next slide to check your answer.

Step 3

Suddenly, Skess jumped up, pointed at the horizon and roared. “Landra, look, a three-masted ship. I think it’s in trouble!” Landra followed his gaze and stared at the magnificent ship, pitching and rolling on the bubbling sea. “Let’s wade out and pull it into shore,” Skess said, setting off down the beach. Landra frowned as it was already very late and the sun rose earlier and earlier in late spring, but then he jumped down from the cliff and followed close behind.

Landra frowned. This suggests he was not happy about going into the sea and it was late and Landra knew it would be morning soon so they might be turned to stone.

Step 2



Below, the sea bubbled and foamed.
What do the words bubbled and foamed suggest about the sea?

Choose the answer that is the best fit.


- The sea was like a fizzy drink.
- The sea was boiling.
- The sea was very stormy.
- The sea was calm and relaxing.

[Click to check your answer.](#)

Step 3

- The sea was very stormy.

Step 2



Highlight the words in this paragraph that tell you that there might be danger ahead? One has been done for you.

One **stormy** night, two mischievous trolls called Skess and Landra perched together on the craggy cliff, watching. Below, the sea bubbled and foamed. Above, the full moon glared down, casting a long shadow across the ebony beach. In the distance, they could hear the low rumble of the other trolls, feasting on their hoard of freshly caught fish.

Look on the next slide to check your answer.

Step 3

One **stormy** night, two **mischievous** trolls called Skess and Landra perched together on the **craggy cliff**, watching. Below, **the sea bubbled and foamed**. Above, the **full moon glared down**, casting a **long shadow** across the ebony beach. In the distance, they could hear the low rumble of the other trolls, feasting on their hoard of freshly caught fish.

Can you think of your own question about the story?

Write the question and give it to someone in your family to answer.

Maths

LO: To add 4-digit numbers using the column method

After looking at the example of working out addition problems with the column method, have a go at the ones given on the slide.

Step 1: put the numbers into the column method. Line them up correctly and remember to put the biggest number on the top.

	Th	H	T	U
	2	4	6	4
+	1	3	6	8
<hr/>				

Step 2: Add the ones together, re-grouping if needed.

	Th	H	T	U
	2	4	6	4
+	1	3	6	8
<hr/>				
				2
				1

Step 3: Add the tens together, including the ones we re-grouped. Re-group again if needed.

	Th	H	T	U
	2	4	6	4
+	1	3	6	8
<hr/>				
			3	2
		1	7	

Step 4: Add the hundreds together, including the tens we re-grouped. Re-group again if needed.

	Th	H	T	U
	2	4	6	4
+	1	3	6	8
<hr/>				
		8	3	2
		7	7	

Step 5: Add the thousands together to get the answer.

	Th	H	T	U
	2	4	6	4
+	1	3	6	8
<hr/>				
	3	8	3	2
		7	7	

$$\begin{array}{r} 1 \quad 4078 \\ + 7806 \\ \hline \\ \hline \end{array}$$

$$\begin{array}{r} 2 \quad 3020 \\ + 7033 \\ \hline \\ \hline \end{array}$$

$$\begin{array}{r} 3 \quad 8389 \\ + 2094 \\ \hline \\ \hline \end{array}$$

$$\begin{array}{r} 4 \quad 1938 \\ + 8398 \\ \hline \\ \hline \end{array}$$

$$\begin{array}{r} 5 \quad 8784 \\ + 9969 \\ \hline \\ \hline \end{array}$$

$$\begin{array}{r} 6 \quad 8580 \\ + 1887 \\ \hline \\ \hline \end{array}$$

$$\begin{array}{r} 7 \quad 9771 \\ + 8489 \\ \hline \\ \hline \end{array}$$

$$\begin{array}{r} 8 \quad 5602 \\ + 9250 \\ \hline \\ \hline \end{array}$$

$$\begin{array}{r} 9 \quad 2851 \\ + 2330 \\ \hline \\ \hline \end{array}$$

$$\begin{array}{r} 10 \quad 8976 \\ + 7249 \\ \hline \\ \hline \end{array}$$

$$\begin{array}{r} 11 \quad 6942 \\ + 3220 \\ \hline \\ \hline \end{array}$$

$$\begin{array}{r} 12 \quad 7238 \\ + 5733 \\ \hline \\ \hline \end{array}$$

Parent success criteria

1	11884
2	10053
3	10483
4	10336
5	18753
6	10467
7	18260
8	14852
9	5181
10	16225
11	10162
12	12971

Creative Curriculum

LO: To predict whether magnets will attract or repel each other

Steps to success

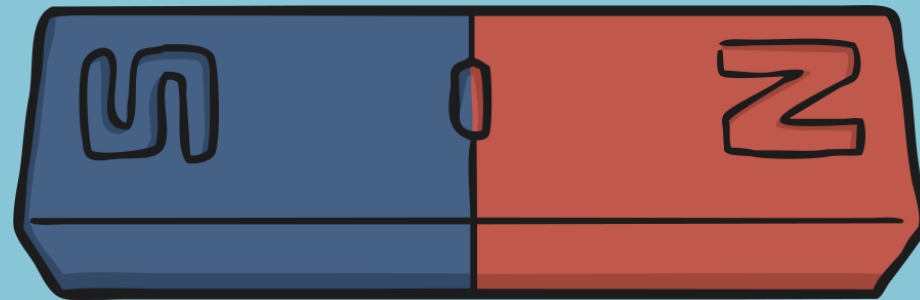
- Identify the poles of a magnet.
- Look at poles to say whether two magnets will attract or repel each other.



Magnets and Their Invisible Force



Look at this bar magnet.

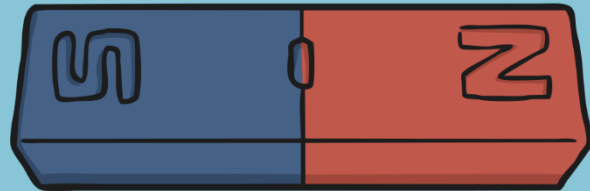


It has two different sections, which are often coloured red and blue.
But what are these sections?

Magnets and Their Invisible Force



Click the magnet to find out.



While you are watching, can you listen for the answers to these questions?

Which three metals are attracted to magnets?

What happens when two magnets repel each other?

What are the different parts of a magnet called?

Which way will a compass always point?

Magnets and Their Invisible Force




What did you find out?

The three metals that are attracted to magnets are iron, cobalt and nickel.

When two magnets repel each other, they push away from each other.

The different parts of a magnet are called the poles. There is a north pole and a south pole.

A compass always points north-south.



Try out this Magnetic Poles Activity by deciding whether the magnets pictured will attract or repel each other.



Magnetic Poles

The north pole of a magnet will always attract to the south pole of another magnet. If two north poles or two south poles are put together they will repel each other. When this happens the magnets will move away from each other. Write whether you think the magnets shown below will attract or repel each other.



I think these magnets will _____

attract



I think these magnets will _____

repel



I think these magnets will _____

attract



I think these magnets will _____

repel


Click to reveal the answers

Wednesday 20th May



English

LO: To identify and use prepositions in sentences



Steps to success

1. Read and watch the information about prepositions.
2. Complete the sentences beginning with a preposition.
3. Write your own sentences beginning with a preposition.

Step 1

Prepositions

Prepositions are words / phrases used to describe a **place**, **time** or **cause**.

Place

These prepositions tell us about the place of the animals.

The dog is **on** the floor.

The cat is **next to** the teacher.

Time

Prepositions can also tell us about time.

At 6 o'clock the dog was on the floor.

During the lesson, the cat was under the table.

Cause

Other prepositions tell us about how something is caused by something else.

Due to the barking, she put her hands over her ears.



Place		
beside	under	beneath
in	through	next to
on	behind	over

Time
on the day of the trip
at the weekend
on Saturday

Cause
because of
due to the fact that
in honour of

Find out more about prepositions by watching this video clip.
<https://www.bbc.co.uk/bitesize/topics/zwwp8mn/articles/zw38srd>

Prepositions are really useful to help you describe a good setting in your story.

For example, in the story:

Below, the sea bubbled and foamed. **Above**, the full moon glared down.

Imagine you are Skess and Landra, sitting, looking and listening.

- What can you see above or below you?
- What might you hear above or below you?



Step 2

Now let's try writing some new sentences using your ideas.

Start each of your sentences with the preposition **Below** or **Above**. Remember to use a comma when you start your sentence with a preposition (or a prepositional phrase like, **Above** the beach,). Also finish your sentence with a full stop.

Writing Tip

Try and describe the things you see or hear using some adjectives. For example:

Below, the rolling waves crashed over the rocky beach.

Below, _____ .

Above, _____ .

Below the cliffs, _____



Step 3

Challenge: Now write some additional sentences using some of these prepositions or prepositional phrases at the start of your sentence.

In the distance,

In front,

Behind,

For example:

In the distance, they could hear the low rumble of the other trolls, feasting on their hoard of freshly caught fish.



Maths

LO: To apply adding 4-digit numbers to word problems

After practicing adding 4-digit numbers yesterday, we are now moving on to adding numbers in word problems.

Remember to share your answer in a sentence and check your working out

What number is 3006 more than 4695?

Step 1: Read the question twice.

Step 2: Highlight the important information.

Step 3: what does the word 'more' mean?

Add/subtract/divide/multiply

Step 4: use the method we looked back on in yesterday's lesson to work out.

Step 5: Show your working out and check your answer. Show in a sentence.

What number is 4340 more than 5060?

What number is the sum of 6060 and 2413?

What number is three thousand and six more than four thousand, six hundred and ninety-five?

Parent success criteria

1. 9400
2. 8473
3. $3006 + 4695 = 7701$

Creative Curriculum

LO: To show the use of melody and pitch

Melody is the tune. It's the part of the music that you often find yourself singing along with.

Pitch is how high or low a note sounds. A melody is made up of high and low pitched notes played one after the other. Catchy melodies often repeat the same series of notes over and over.

Steps to success

- **Watch these clips to learn about melody and pitch.**

<https://www.bbc.co.uk/bitesize/articles/z7xsf4j>

- **Try out the interactive game.**
- **Try out some of the activities.**



Thursday 21st May



English

LO: To plan a sequence of events

Steps to success

1. Read the information and ideas about planning a warning story.
2. Look at the planning frame
3. Use the headings to help plan new ideas
4. Look back at the prepositions you used in yesterday's lesson.
5. Can you plan a sentence using one of those prepositions?

Step 1

What happens in Stone Trolls	The Underlying Plot Pattern
<ul style="list-style-type: none">• Trolls hiding from people in caves• Shouldn't go out in day light because they will be turned to stone	<ul style="list-style-type: none">• Group of characters warned not to do something
<ul style="list-style-type: none">• One stormy night, Skess & Landra go to cliffs by beach	<ul style="list-style-type: none">• 2 main characters (MCs) introduced and the setting is described
<ul style="list-style-type: none">• Skess sees ship in trouble at sea• They decide to go and rescue ship	<ul style="list-style-type: none">• MCs see someone or something in danger in the setting
<ul style="list-style-type: none">• Skess & Landra save crew of ship	<ul style="list-style-type: none">• MCs save them
<ul style="list-style-type: none">• Suddenly, morning arrives – trolls turned to stone• This explains stone pillars on beach	<ul style="list-style-type: none">• Terrible things happen to MCs because ignored warning• This explains feature in landscape

Now, let's think about writing a new version of the story.

The 'Stone Trolls' could be described as a 'Warning Story'. The trolls are hiding from people and are warned not to go outside in the day light as they will be turned into stone. They ignore this warning!

In the 'Stone Trolls', the story explains where the rocks on the beach came from.



There are other interesting things on the land that you could pretend were once trolls that tried to help people but were caught out when the sun came up!

Here are some new story ideas:

Idea 1

The volcano

This could have once been a troll who was furious when the sun came up!

Troll was trying to save some walkers lost in the mountains.



Idea 2

The cave

This could have once been a shocked troll caught with their mouth open when the sun rose!

Troll was trying to save some people walking near the edge of a cliff.



Idea 3

The waterfall

This could be the tears of a very sad troll caught as the sun came up!

Troll was trying to save people swimming in the river.

Idea 4

The tallest rock on the cliffs

This could once have been a very helpful king of the trolls who was rooted to the ground when the sun rose!

King Troll was acting as a lookout.

Here is the underlying plot pattern again with my new story idea

Stone Trolls plot	The Plot Pattern	My new story plan
<ul style="list-style-type: none"> • Trolls hiding from people in caves • shouldn't go out in day light because they will be turned to stone 	<ul style="list-style-type: none"> • Group of characters warned not to do something 	<ul style="list-style-type: none"> • <i>Trolls hiding deep in forest away from people</i> • <i>Warned not be out in rain because will turn into tall trees</i>
<ul style="list-style-type: none"> • One stormy night, Skess & Landra go to cliffs by beach 	<ul style="list-style-type: none"> • 2 main characters (MCs) introduced and the setting is described 	<ul style="list-style-type: none"> • <i>One summer day, trolls, Fir & Oak, out walking in forest, looking for food</i>
<ul style="list-style-type: none"> • Skess sees ship in trouble at sea • They decide to go and rescue ship 	<ul style="list-style-type: none"> • MCs see someone or something in danger in the setting 	<ul style="list-style-type: none"> • <i>Fir sees children climbing trees - one is stuck</i> • <i>Oak Fir decide to climb tree to save them</i>
<ul style="list-style-type: none"> • Skess & Landra save crew of ship 	<ul style="list-style-type: none"> • MCs save them 	<ul style="list-style-type: none"> • <i>Fir & Oak save children</i>
<ul style="list-style-type: none"> • Suddenly, morning arrives – trolls turned to stone • This explains stone pillars on beach 	<ul style="list-style-type: none"> • Terrible things happen to MCs because ignored warning • This explains feature in landscape 	<ul style="list-style-type: none"> • <i>Suddenly, there is crack of thunder and it starts to rain. Fir & Oak turned into tall trees</i>

You could use where you live. Are there any interesting buildings, hills, rivers etc that you could imagine were once trolls? Is there anyone you want to turn into a stone troll!

Step 2 - 5



Now Plan your Story!

- ★ Use the planner below to jot down some ideas for your own version of the story.
- ★ You could use my story idea above or the other ideas.

Stone Trolls	The Plot Pattern	Your new story plan
<ul style="list-style-type: none">• Trolls hiding from people in caves• shouldn't go out in day light because they will be turned to stone	<ul style="list-style-type: none">• Group of characters warned not to do something• <i>See new story ideas!</i>	<ul style="list-style-type: none">• Trolls hiding from people.• They shouldn't because they will be turned into
<ul style="list-style-type: none">• One stormy night, Skess & Landra go to cliffs by beach	<ul style="list-style-type: none">• 2 main characters (MCs) introduced and the setting is described• <i>Think of some good troll names.</i>	
<ul style="list-style-type: none">• Skess sees ship in trouble at sea• They decide to go and rescue ship	<ul style="list-style-type: none">• MCs see someone or something in danger in the setting• <i>What might be a dangerous thing to do in your new setting?</i>	
<ul style="list-style-type: none">• Skess & Landra save crew of ship	<ul style="list-style-type: none">• MCs save them	
<ul style="list-style-type: none">• Suddenly, morning arrives – trolls turned to stone• This explains stone pillars on beach	<ul style="list-style-type: none">• Terrible things happen to MCs because ignored warning• This explains feature in landscape	

Maths

LO: To subtract 4-digit numbers using the column method

After looking at the example of working out subtraction problems with the column method, have a go at the ones given on the slide.

Step 1: put the numbers into the column method. Line them up correctly and remember to put the biggest number on the top.

	Th	H	T	O
	3	4	5	3
-	1	3	6	8
<hr/>				

Step 2: subtract the ones, re-grouping if needed.

	Th	H	T	O
	3	4	⁴ 5	3
-	1	3	6	8
<hr/>				
				5

Step 3: subtract the tens, re-grouping if needed.

	Th	H	T	O
	3	³ 4	¹⁴ 5	3
-	1	3	6	8
<hr/>				
		8	5	

Step 4: subtract the hundreds, re-grouping if needed.

	Th	H	T	O
	3	³ 4	¹⁴ 5	3
-	1	3	6	8
<hr/>				
	0	8	5	

Step 5: subtract the thousands together to get the answer.

	Th	H	T	O
	3	³ 4	¹⁴ 5	3
-	1	3	6	8
<hr/>				
	0	8	5	

- a) $9572 - 4461 =$ _____
- b) $7491 - 6350 =$ _____
- c) $9576 - 8451 =$ _____
- d) $8849 - 6313 =$ _____
- e) $8462 - 8251 =$ _____
- f) $9375 - 1272 =$ _____
- g) $9869 - 2537 =$ _____
- h) $6893 - 2681 =$ _____
- i) $9559 - 8415 =$ _____

Make some of your own, that will need to be re-grouped!

Parent success criteria

a) $9572 - 4461 = 5111$

b) $7491 - 6350 = 1141$

c) $9576 - 8451 = 1125$

d) $8849 - 6313 = 2536$

e) $8462 - 8251 = 211$

f) $9375 - 1272 = 8103$

g) $9869 - 2537 = 7332$

h) $6893 - 2681 = 4212$

i) $9559 - 8415 = 1144$


Creative Curriculum

LO: To develop the use of pattern

Steps to success

1. Look carefully at the designs.
2. Use pencils or pens to recreate these patterns.
3. Create your own patterns.

Tomorrow you can use these ideas to create your own Iron Man design.



Friday 22nd May



English

LO: To write a sequence of events to develop a plot

Steps to success

1. Look at your planning frame.
2. Write the first paragraph using your own idea for something in the landscape.
3. Use adjectives to describe the setting.
4. Use some prepositions to describe where things are.
5. Read to check it flows and makes sense.
6. Check spelling and punctuation are correct.

Now Write your Story!



- ★ Use the model text and your plan to draft and edit your new troll story.
- ★ If you want to, you can use the first paragraph of the story below to set the scene. Just fill in the gap with your new idea for something in the landscape.

There once lived a band of trolls. They were huge, ugly creatures who were feared by humans and hid away underground in the dark caves of the nearby ice-covered volcano. All trolls knew that if they ever got caught outside in the daylight, they would immediately be turned into _____ . So, each night, under the cover of darkness, they would venture outside to hunt and fish.

Challenge Can you start some sentences using prepositions to let the reader know where things are? Look at the poster below to get some ideas.

Poster Prepositions
<p>Above, Below, Behind, In front, In the distance,</p> <p>Remember to use a comma when you use these prepositions or prepositional phrases to start a sentence.</p>

If you are proud of your writing, email it to us, we'd love to read it: year3@westfield.staffs.sch.uk

Maths

LO: To apply subtracting 4-digit numbers to word problems

After practicing subtracting 4-digit numbers yesterday, we are now moving on to subtracting numbers in word problems.

Remember to share your answer in a sentence and check your working out

Calculate the difference between 3212 and 2046.

Step 1: Read the question twice.

Step 2: Highlight the important information.

Step 3: what does the phrase 'find the difference' mean?

Add/subtract/divide/multiply

Step 4: use the method we looked back on in yesterday's lesson to work out.

Step 5: Show your working out and check your answer. Show in a sentence.

Subtract 6725 from 8053

What number is 5002 less than 7001?

Decrease 2973 by 628.

Parent success criteria

1. 1328
2. 1999
3. 2345

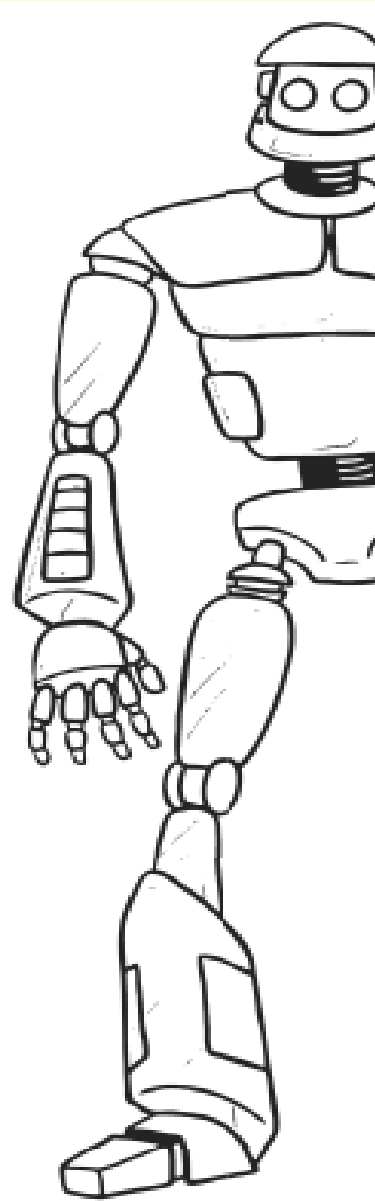
Creative Curriculum

LO: To apply pattern and collage techniques

Plan and create a design for your own Iron Man

Steps to success

1. Draw an outline of your Iron Man's body shape.
2. Press a blunt pencil or cotton bud into kitchen foil to create patterns and shapes. You could use the ideas from yesterday's lesson.
3. Cut, shape, arrange and stick the foil onto the Iron Man outline.
4. Add details using pencil, crayon or pens.



If you are proud of your design, email it to us, we'd love to see it: year3@westfield.staffs.sch.uk