

Learning objective: to apply capital letters when writing names.

Steps to success

- Discuss how we need to use capital letters for names.
- Write down 3 people's names you know – notice the capital letter.
- Look at the example in the yellow box – spot the capital letters.
- Use the writing frames below to write your own sentences.

Give the boy, girl and animal a name. **Remember:** Capital letters are needed for their names!
Use the writing frame below to write own sentences.



_____ and _____



have a **cat** called _____.



_____ and _____



have a **dog** called _____.



_____ and _____



have a **fish** called _____.



Capital Letters for Names



Capital Letters for Names

First names and surnames both need a capital letter.

Tom Smith

Holly Thompson

Jack Hill



Example

Lily and Jasper have a cat called Morris.

Phonics

Lesson 1

LO: to read and identify ch

Click the link to hear the 'ch' sound

<https://www.jollylearning.co.uk/resource-bank/hear-the-sounds/>

ch

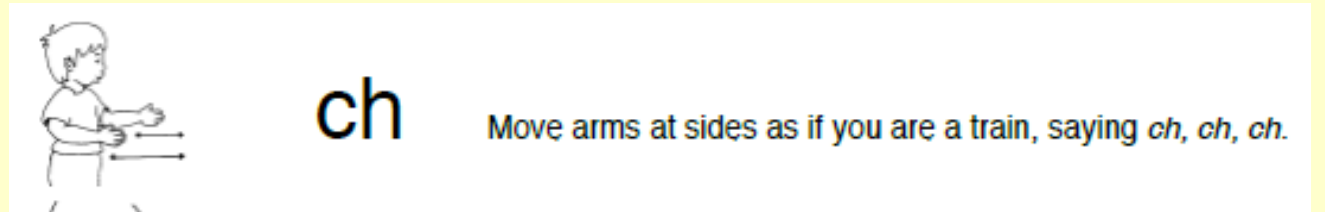
Steps to Success:

✓ **Read the sound**

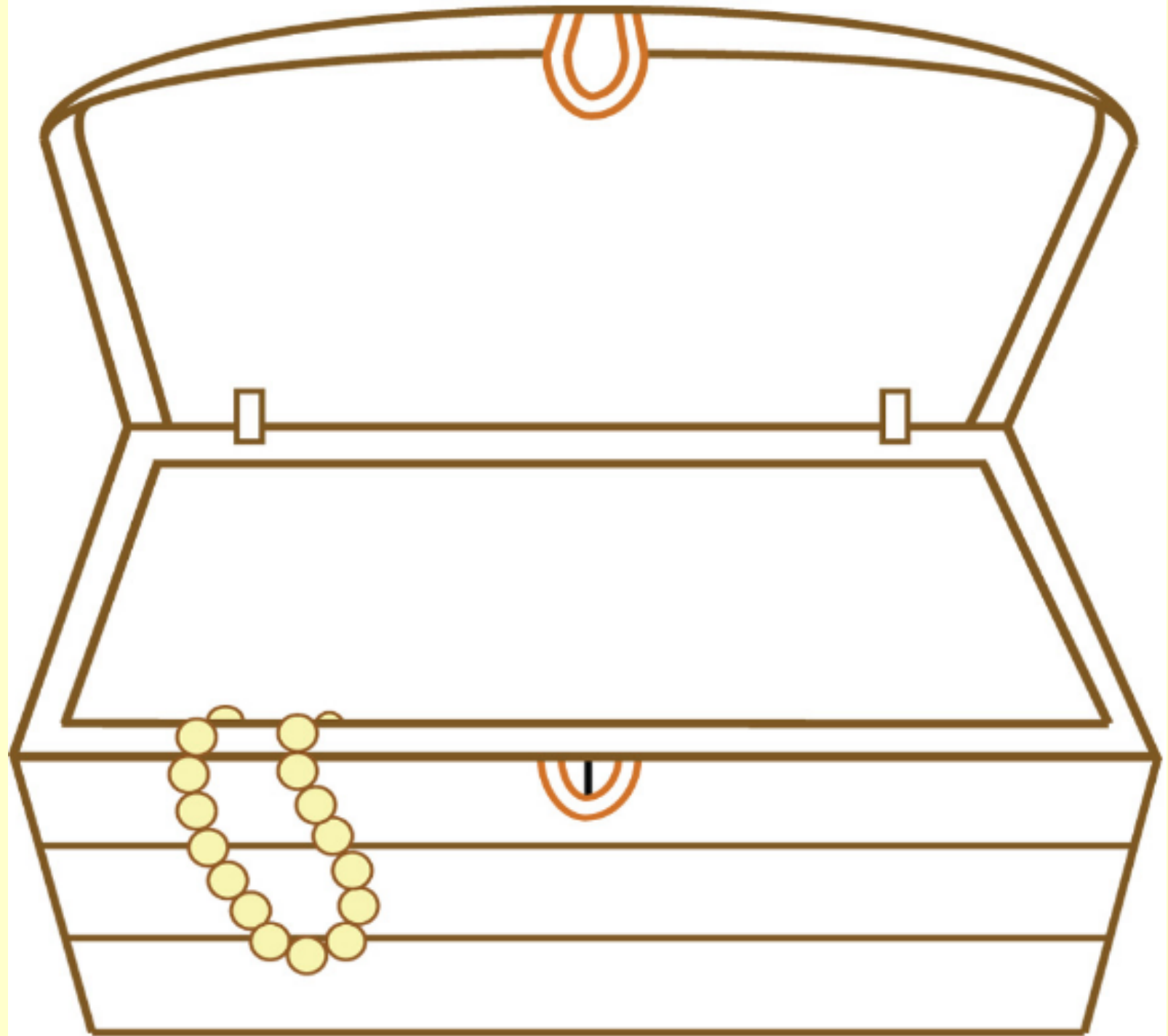
✓ **Do the action**

✓ **How many words can you think of that contain the sound?**

✓ **Write them in the big chest (next slide)**



ch



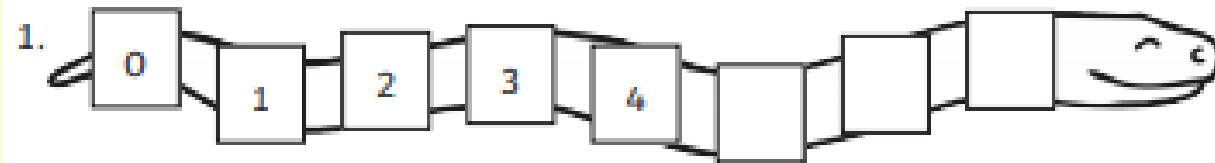
MATHS


Lesson 1

LO: to count to 100 and find the missing numbers in patterns

Steps to Success:

- ✓ Practice counting forwards and backwards to 100
- ✓ Read the sequence
- ✓ Is it getting bigger or smaller?
- ✓ Look at the numbers either side of the gap
- ✓ Write the missing number





14	15		17
	25	26	

83		85	86
93			96

36	37	
		48
56	57	58

		10
18	19	20
28	29	

Learning objective: to find out information about electricity.

Steps to success

- Read the information about electricity.
- Talk to an adult to share your understanding.
- Watch the **BBC Teach video all about electricity.**



Electricity

Electricity is a type of energy. It is used to power many everyday items.



kettle



computer



lights



television

Electricity can also come from batteries. Batteries eventually run out of power and need to be recycled or recharged. Batteries power devices that can be carried around.



mobile phone



torch

Click the link to watch the BBC Teach video

<https://www.bbc.co.uk/teach/class-clips-video/primary-science-how-is-electricity-made/zfhfgwx>




Learning objective: to apply capital letters when writing names of places.

Steps to success

- Have a recap discussion about using capital letters for names.
- Discuss how we also need to use capital letters for places.
- Write down 3 place names you know. (E.g Where you live/where the queen lives)
- Use the writing frames below to write your own sentences (use your Phonic skills to write the words all by yourself)

Capital Letters for Places

Place names need a capital letter too. It is the **name** of the place.

		
London	Oak Tree School	Egypt



The _____ lives in a big city called _____.



_____ lives in a village called _____.



_____ goes to a school called _____.



Phonics

Lesson 2

LO: to write and sound button ch

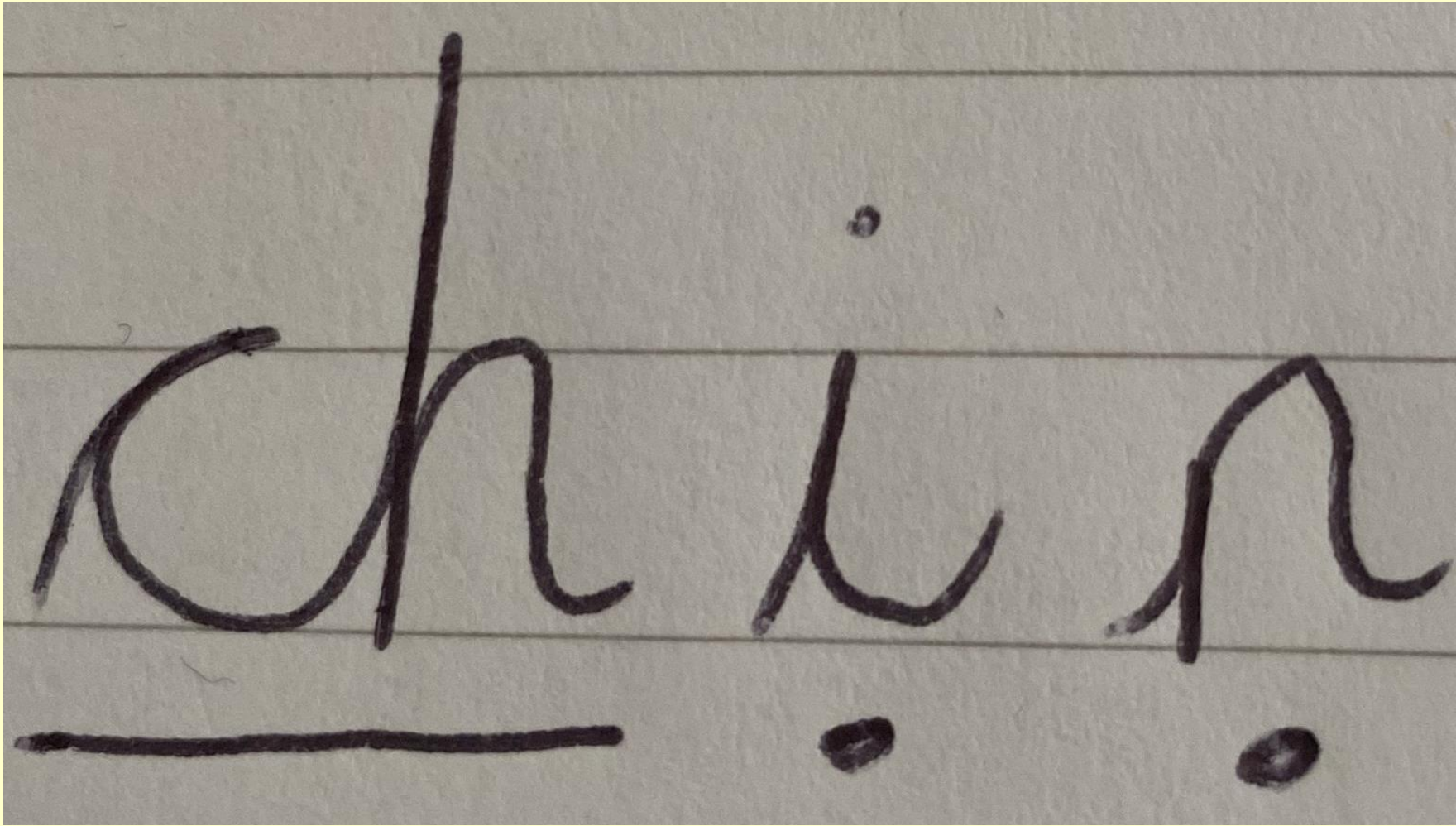
Click the link to hear the 'ch' sound

<https://www.jollylearning.co.uk/resource-bank/hear-the-sounds/>

ch

Steps to Success:

- ✓ **Read the sound**
- ✓ **Do the action**
- ✓ **Read the words in the big chest you made**
- ✓ **Sound button the words**
- ✓ **How many sounds in each word?**



Sound buttons – dots for single letter sounds, dashes for two or more letters for each sound.

MATHS

Lesson 2

LO: to compare numbers to 20

Steps to Success:

- ✓ Practice counting forwards and backwards to 100
- ✓ Look at the clues
- ✓ Which number fits?
- ✓ Write the answer
- ✓ Check with 100 square

1. Circle the number that is worth the least.


13

eight


eighteen

17

2. Use **more than**, **less than** or **equal to**, to complete the sentence.



is



4. How many races did Yellow Team win?

Red Team won 6
races, but Yellow
Team won
5 more.



5. What could Annie's number be?
Write all the possible answers below.

My number
is more than
12, but less
than 15.



Compare Number Bonds



Fred says,



I am going to ring all the number bonds that are equal to $9 + 0$.

$$6 + 3$$

$$1 + 8$$

$$3 + 3$$

$$5 + 4$$

$$0 + 9$$

$$2 + 6$$

$$8 + 1$$

Has he got them right? Explain your answer.
Can you add the number bonds that are missing?

Challenge

Use clues to solve the challenge.

Diving into Mastery – Deeper Adult Guidance with Question Prompts

Some children may need cubes for this activity.

Has Fred ringed the correct number bonds?

Has he ringed any he shouldn't have?

Why are they wrong?

Are there any he should have ringed?

How do you know?

Are there any number bonds to nine that are missing?

Can you make a list of them?

Challenge

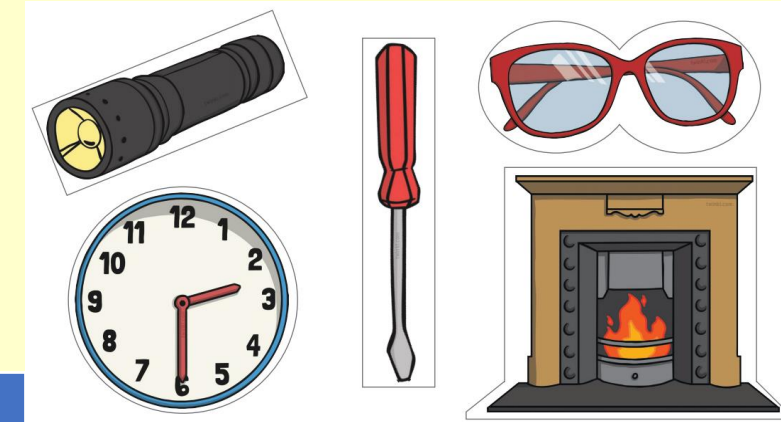
Use the prompt questions to help you child solve the challenge.

This will help with their maths reasoning.

Learning objective: to identify if an object is powered by electricity.

Steps to success

- Look at the pictures.
- Think if they need electricity to work.
- Draw pictures of the objects in a table
- Label the name of each object.



Need electricity to work

Do not need electricity to work



Remember to
use your lead in
letters



Learning objective: to correct mistakes in sentences.

Steps to success

- Recap learning from this week – When do we need to use capital letters?
- Read the sentences below
- Spot the mistakes and explain where you think they are.
- Write out the sentences correctly in your neatest handwriting.

the girl called jess had a pet frog

the horse was called rusty

i went to a birthday party with daniel jones

my teacher is called miss _____

Phonics

Lesson 3

LO: to listen and write words containing ch

ch

Click the link to hear the 'ch' sound

<https://www.jollylearning.co.uk/resource-bank/hear-the-sounds/>

Steps to Success:

- ✓ **Read the sound**
- ✓ **Do the action**
- ✓ **Listen to the dictated words**
- ✓ **Repeat the word and sound it out as writing**
- ✓ **Sound button the words**

Challenge

Can you put each word into a sentence?

Words for dictation

chin
much
lunch
chest
bench
rich

MATHS

Lesson 3

LO: to identify 2D shapes





Steps to Success:

- ✓ Circle – 0 corners, 1 curved side
- ✓ Triangle – 3 corners, 3 straight sides
- ✓ Rectangle – 4 sides, 4 corners, opposite sides equal length
- ✓ Square – 4 corners, 4 sides, all sides equal

Key Vocabulary

- side
- corner
- straight
- curved
- equal

Match the shapes to their names:



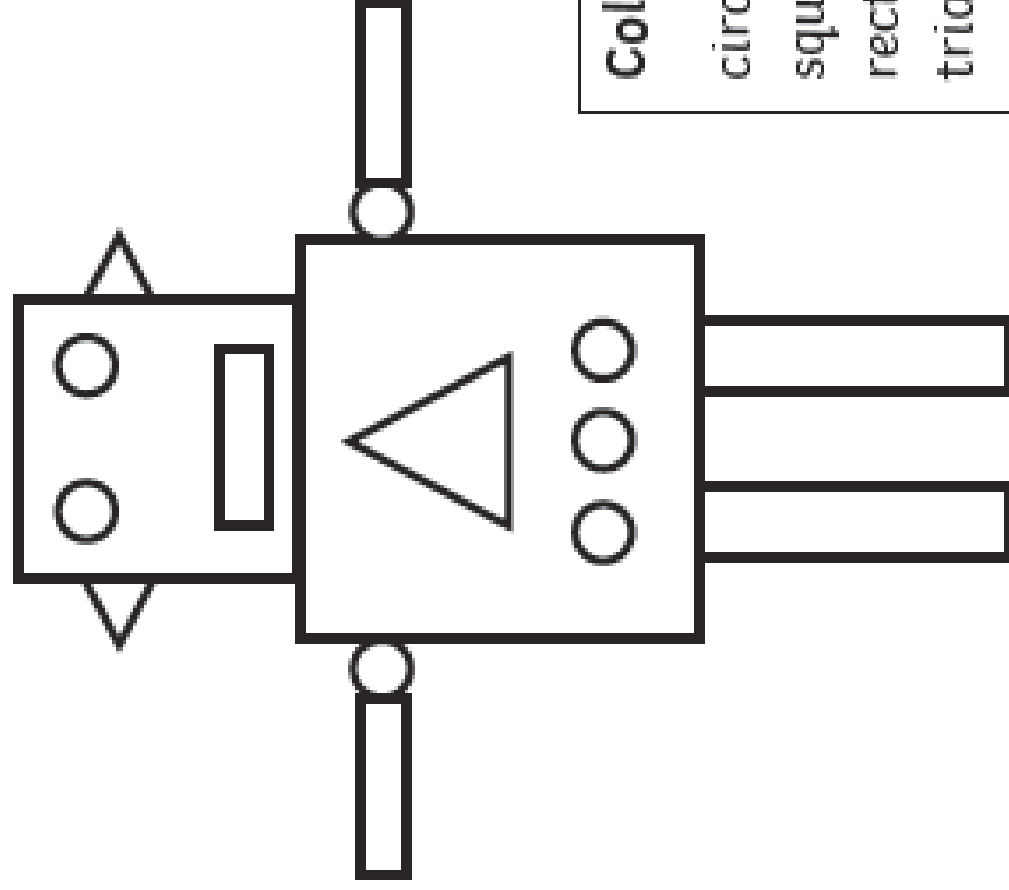
circle

triangle

square

rectangle

Here is a robot made up of 2D shapes. Colour each shape the correct colour.



Colour:

circles - green

squares - yellow

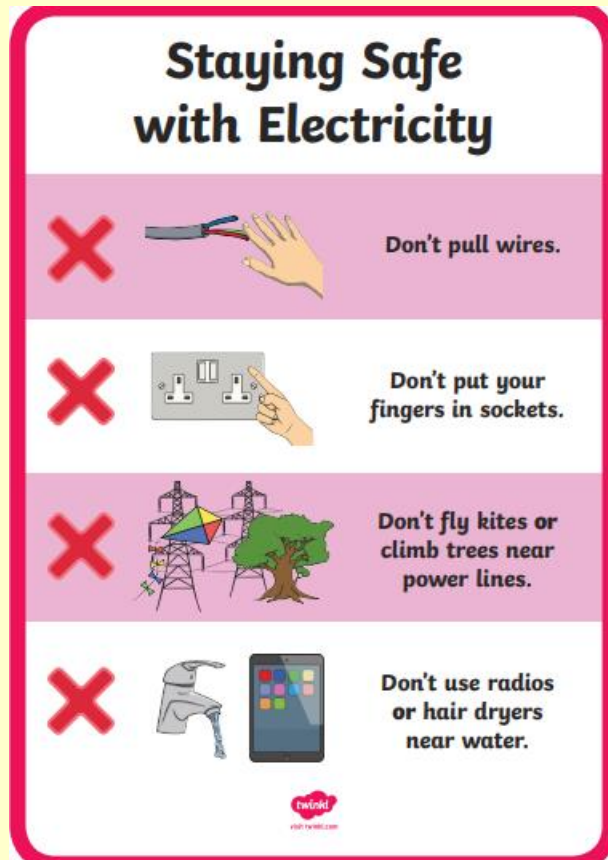
rectangles - red

triangles - blue

Learning objective: to learn how to be safe around electricity.

Steps to success

- **Go on a hunt around your house to find some appliances that are powered by electricity.**
- **Watch the BBC Teach video**
- **Complete the electricity safety game on the BBC Teach Website (under the video)**



Click the link to watch the BBC Teach video and play the game


<https://www.bbc.co.uk/bitesize/topics/zjrrd2p/articles/z96ckqt>

Learning objective: to find and correct mistakes in a text

Steps to success

- Discuss what a good sentence needs
(capital letters, full stop, finger spaces)
- Read the letter
- Make corrections in a coloured pen
- Write out letter in your neatest handwriting

Remember to use your lead in letters



dear spiders,

thank you for keeping me safe from mrs brown's broom she nearly swept me into her dustpan I had a lovely time at our spider party I'm very happy to have some new spider friends and I'll help you when you have a problem

love Sidney xx

Spelling

Lesson 4

LO: to spell words containing ch

ch

Click the link to hear the 'ch' sound

<https://www.jollylearning.co.uk/resource-bank/hear-the-sounds/>

Steps to Success:





- ✓ **Read the spelling list and tricky words on the next slide**
- ✓ **Highlight ch sounds in words.**
- ✓ **Sound button the words**
- ✓ **Copy each word carefully**
- ✓ **Cover each word and try to spell it**
- ✓ **Check the word**
- ✓ **Try again**



Tricky words are
written in red.

Challenge

Can you put each word into a sentence?

Look 	Copy 	Cover and Write 	Cover and Write 
if			
hot			
blot			
chips			
lunch			
chest			
much			
he			
she			
chicken			

MATHS

Lesson 4

LO: to tell the time to o'clock

Steps to Success:

- ✓ Practise counting in 5s to 60
- ✓ Use the clock
- ✓ Long hand = minute hand
- ✓ Short hand = hour hand
- ✓ Long hand on the 12
- ✓ Short hand on the number for the hour



3 o'clock



What's the time Mr Wolf?



o'clock



o'clock



o'clock



o'clock



o'clock




o'clock

What time is shown?

blue is the minute hand.

red is the hour hand.

Write the correct hour in the box.



5 o'clock




11 o'clock



4 o'clock



9 o'clock



1 o'clock



10 o'clock



2 o'clock



6 o'clock

Draw the hands on the clock.

Use **blue** for the minute hand.

Use **red** for the hour hand.

Make sure they are the correct length.

Learning objective: to identify electrical dangers.


Steps to success

- **Look at the picture**
- **Can you see any electrical dangers?**
- **Discuss why you think they are dangerous.**
- **Make a list of the electrical dangers you can see**

You could use bullet points or numbers to set out your list.

Top tip - Remember to control the size of your bullet points.

- _____
 - _____
 - _____
 - _____
 - _____
1. _____
 2. _____
 3. _____
 4. _____
 5. _____



Oh dear! This kitchen doesn't look very safe! How many electrical dangers can you find?

Learning objective: to create a poster to share your understanding of when we use capital letters.

Steps to success

- Look at the example posters.
- Think what you will need to include on your own poster.
- Make your own poster.
- Draw pictures to help you remember when to use them.

When to Use a Capital Letter

Names of People

James Katie

Names of Places

Big Ben Africa

Names of Pets

Toby Barney

The Word 'I'

"Please can I have an apple?"

Days of the Week

Monday
Tuesday
Wednesday
Thursday
Friday
Saturday
Sunday

Months of the Year

January
February
March
April
May
June
July

August
September
October
November
December

Names of Religious Festivals

Christmas Diwali

At the Beginning of a Sentence

We went on a trip to a supermarket.

When to Use a Capital Letter

Capital letters are used for **proper nouns** such as...

The names of people:



The names of places:



The name of companies:



They are also used at the beginning of sentences:

We went on a trip to the supermarket.



Days of the Week

Monday
Tuesday
Wednesday
Thursday
Friday
Saturday
Sunday



Months of the Year

January
February
March
April
May
June

July
August
September
October
November
December

The Word 'I'



"Please can I have an apple?"



Names of Religious Festivals



Grammar and Punctuation

Lesson 5

LO: to apply correct sentence order

Steps to Success:

- ✓ **Look at the words and read each one.**
- ✓ **Which word has capital letters?**
- ✓ **Which word has the full stop after it?**
- ✓ **Rewrite or cut out the words to make the sentences make sense.**

has apples. The red tree

the red on sat mat.

cat The

flower petals. The pink has

is He some sausages.
cooking

bone. The has spotty dog
a

a in chair. is She
television watching

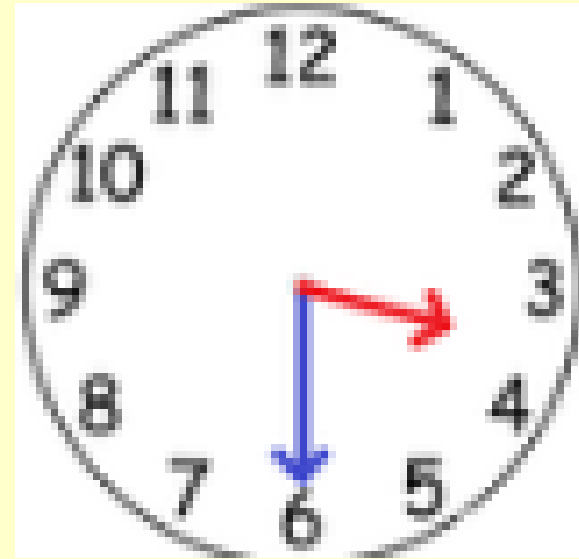
MATHS

Lesson 5

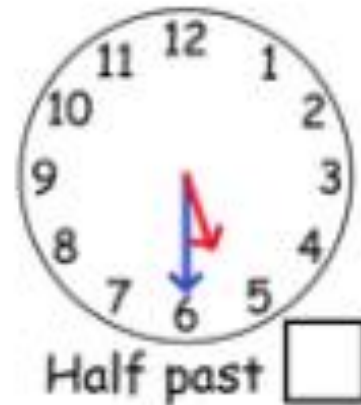
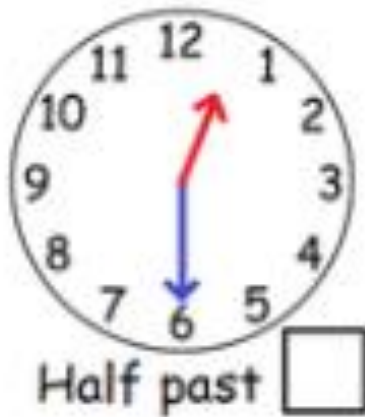
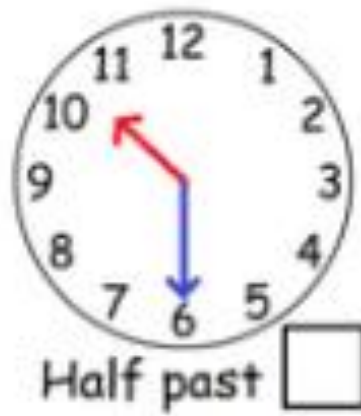
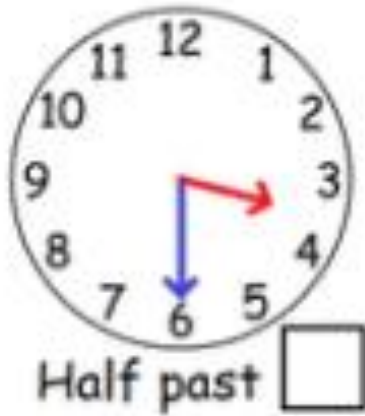
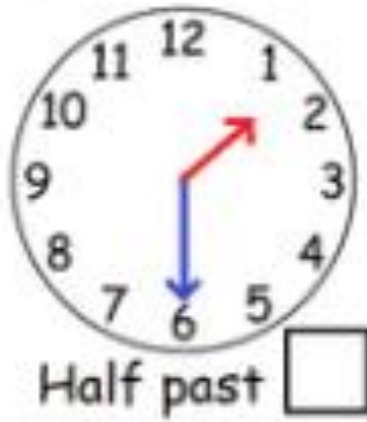
LO: to tell the time to half past the hour

Steps to Success:

- ✓ Practise counting in 5s to 60
- ✓ Use the clock
- ✓ Long hand = minute hand
- ✓ Short hand = hour hand
- ✓ Long hand on the 6
- ✓ Short hand between two numbers for the hour (look at the smaller one)



Half past 3



What time is shown?

blue is the minute hand.

red is the hour hand.


Write the correct hour in the box.




half past 7




half past 8



half past 4



half past 6



half past 3

Draw the hands on the clock.

Use **blue** for the minute hand.

Use **red** for the hour hand.

Make sure they are the correct length.

Learning objective: to read a text and answer questions.

Steps to success

- Read the text about electricity.
- Read the questions.
- Scan the text for the answer.
- Use the text to help write your answer.

Quiz Time

1. Name one thing that is powered by electricity.
2. Where is electricity made?
3. How does electricity travel to people's homes?

Electricity

What is electricity?

Electricity is energy. It flows from place to place. It can be stored to be used somewhere else.

Many things use electricity, like lights, radios, cars and trains.



Where is electricity made?

It is made in power stations, wind farms and solar panels. It flows along metal wires to where it is needed, like homes and schools.