

Hello everybody 😊

We hope you all had a lovely half term!

You're all doing brilliantly. Keep up the great work.

Stay safe. Keep smiling. Take care.

From your Reception teachers



Remember reading daily is one of the best things you can do to practise your phonics. You can log in to the Oxford Owl website to view their range of ebooks too.

There are daily phonics lessons you can watch as well:

https://www.youtube.com/channel/UCP_FbjYUP_Utl_dV2K_-niWw



Monday

LO: To recognise the /igh/ graphemes

To segment and blend /igh/ words for reading and spelling

igh

ie

i_e

y

Can you read these sounds?
Can you think of some words
with the /igh/ sound in?



Phonics

Jolly phonics songs:
<https://www.youtube.com/watch?v=U2HYM9VXz9k>

Tricky words

Can you read these words?

you
they
all
are
my
her

LO: To listen to a story.

Please read the story
'Mouse's Adventures'
together.

You can also listen here:

<https://soundcloud.com/talkforwriting/mouse/s-rV3emp306CV>



Mouse's Adventures

Once upon a time, there was a boy called Rafa who lived with his Grandma in a big city. Every day, Rafa played football and built Lego but, most of all, he played with Mouse.

Rafa's Grandma gave Mouse to him on the day that he was born and Rafa loved him. Whenever anyone asked Rafa why his friend was just called Mouse, Rafa would smile and say, "Well, he's just so ... mousey!"

On Monday, Rafa woke up, turned over in bed and reached for Mouse, but Mouse wasn't there. "Oh bother!" said Rafa. "He's been on an adventure again." So, Rafa looked here, he looked there, he looked everywhere and, finally, he found him on his bedroom shelf in amongst the Lego models. "What have you been up to?" asked Rafa, picking Mouse up and snuggling his soft ears. "We-e-e-ll," said Mouse, "I was having a lovely time playing in the Lego until I got trapped by an evil robot!"

On Tuesday, Rafa woke up, turned over in bed and reached for Mouse, but Mouse wasn't there. "Oh bother!" said Rafa. "He's been on an adventure again." So, Rafa looked here, he looked there, he looked everywhere and, finally, he found him in the lounge, hanging from the curtain rail. "What have you been up to?" asked Rafa, picking Mouse up and stroking his fluffy tail. "We-e-e-ll," said Mouse, "I was having a lovely time climbing the curtains until I slipped! Lucky I've got a super strong tail!"

On Wednesday, Rafa woke up, turned over in bed and reached for Mouse, but Mouse wasn't there. "Oh bother!" said Rafa. "He's been on an adventure again." So, Rafa looked here, he looked there, he looked everywhere and, finally, he found him in the kitchen cupboard, covered in flour. "What have you been up to?" asked Rafa, picking Mouse up and dusting him down. "We-e-e-ll," said Mouse, "I was having a lovely time looking for treats until a big, white cloud landed on me!"


On Thursday, Rafa woke up, turned over in bed and reached for Mouse, but Mouse wasn't there. "Oh bother!" said Rafa. "He's been on an adventure again." So, Rafa looked here, he looked there, he looked everywhere and, finally, he found him sitting in the bath. "What have you been up to?" asked Rafa, picking Mouse up and wrapping him in a warm towel. "We-e-e-ll," said Mouse, "I was having a lovely time sliding in the bath until the shower rained on me!"

On Friday, Rafa woke up with something warm and fluffy and orange cuddled up under his chin. "Good Morning," said Rafa. "no adventures last night?" "We-e-e-ll," said Mouse, "I was having a lovely time diving in the duvet waves until ... I fell fast asleep!"

We hope you enjoyed the story. What did you like about it? Is there anything you didn't like about it? Do you know any other stories about mice? Is this one the same or different?



LO: to say how many altogether



Grown-ups:

- Use last week's number flashcards
- Create two groups of small objects/toys – one with 3 items, one with 1 item
- Ask how many objects in each group
- Ask how many objects there are altogether
- How will they find the how many? Count all of them – say the number
- Challenge: set up a challenge for your grown up to complete





How many
altogether?






How many
altogether?



 Monday 

Activity:
Go outdoors on a plant hunt.
What plants can you find?
Describe them. How are they
similar/ different?
What do you like about them?
Take some photos or draw your
favourite ones.



Tuesday

LO: To recognise the /igh/ graphemes

To segment and blend /igh/ words for reading and spelling

igh

ie

i_e

y

Look at the next slide.

Can you read the words?

Maybe you could print/ write the words
and draw the sound buttons underneath.



igh video:

<https://www.youtube.com/watch?v=2BCyvxdzWxE>

Phonics

Jolly phonics songs:
<https://www.youtube.com/watch?v=U2HYM9VXz9k>

Tricky words

Ask your grown up to read these words. Can you spell the words correctly?

you


they


all

are

my

her






light

time

pie

tight

cries




drive

night

fright

bike

lie




tie

replied

fire

fight

kite




prize

sunshine

high

fried

might




knight

thigh

cried

slide

dried



tries

five

sight

inside

right

LO: to talk about the story.



Let's talk




Talk with your child about what happened in the story. Help them to talk about:

- what they liked
- did anything surprise them?
- do they have any questions?

Jot down what they say so that you can come back to it another day.

Can you answer the questions? Use post-it notes or paper to write your sentences. Don't forget finger spaces, capital letters and full stop or question mark.



What parts of the story did you like the most?

Did anything about the story surprise you?

Do you have any questions?



LO: to use the word 'add'

add

Grown-ups:

- Recap 'altogether' from yesterday
- When counting to find out how many altogether in two groups, we use the word 'add'
- Give your child two groups of objects, count how many in each group. How many altogether?
- Encourage your child to use the word 'add' in a number sentence "Two butterflies add four flowers is six altogether."
- Challenge: ask your child to set up groups for you to count and add – they must know the total before you!





add



Two bees add three leaves is ...
altogether.





add



Four butterflies add three flowers is ...
altogether.





add

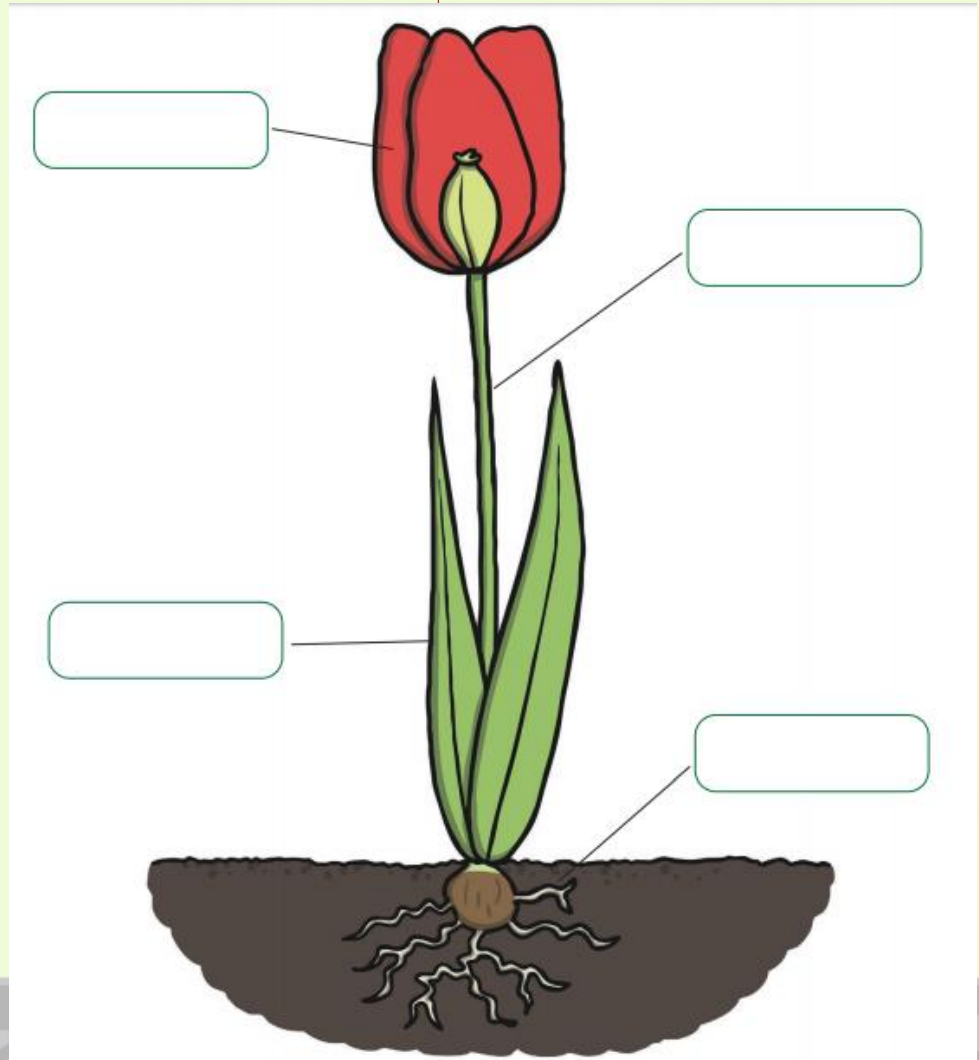


Five pebbles add four beetles is ...
altogether.



 Tuesday 

Activity:
Draw/ paint a picture of plant.
Label the different parts.



Wednesday

LO: To recognise the /igh/ graphemes

To segment and blend /igh/ words for reading and spelling

igh

ie

i_e

y

Look at the next slide.

Ask your grown up to read the story. Shout out whenever you hear a word with an /igh/ sound.



you
they
all
are
my
her

Phonics

Jolly phonics songs:
<https://www.youtube.com/watch?v=U2HYM9VXz9k>

Tricky words

Can you write some sentences using these words? Remember finger spaces and full stops.

The Light in the Night

It was night and the long path was lit up. As Tom ran to the end of the path, there was a sight of a light in the night.

“What is that light?” Tom said to his dog, Midnight.

High up on a hill, a light lit up the dark night. Tom and Midnight ran up the hill but the light was much higher in the night.

“Where are you light?” Tom said to the light in the night.

The light was high in the night. It was the moonlight.



LO: to talk about words and their meanings.



★ Ladybird loves words! She has chosen some words from the story. Can you say each word together and match it to the right picture?

Are there any words in the story you didn't know the meaning of? Talk about their meaning. You could use a dictionary to help you.



LO: to use the symbol + for add

add


+



Grown-ups:


- Recap 'altogether' from yesterday
- Make a flashcard with the symbol + for 'add'
- Another word for add is 'plus'
- Give your child two groups of objects, count how many in each group. How many altogether?
- Encourage your child to use the word 'add' in a number sentence "Two butterflies add four flowers is six altogether."
- Challenge: ask your child to set up groups for you to count and compare






Four bees + one leaf is ... altogether.







+



 Wednesday 

Activity:

Research what the parts of the plants do.

E.g. Leaf, flower, stem and roots.

Make a leaflet and write about what you have found out.





LO: To recognise the /igh/ graphemes

To segment and blend /igh/ words for reading and spelling

igh

ie

i_e

y

Look at the next slide.

Work with your grown up. Look at the picture. Can you write the word?



you
they
all
are
my
her

Phonics

Jolly phonics songs:
<https://www.youtube.com/watch?v=U2HYM9VXz9k>

Tricky words

Can you write some sentences using these words? Remember finger spaces and full stops.

igh

ie

i-e

y





bright	cried	blind	shine	pint	sigh
untie	drive	flight	kind	pride	fried

For each word: sound it out and blend the sounds together to say the whole word. Then, write the word under the correct spelling of the 'igh' sound.

igh


ie

i-e

i



LO: To understand the story better



A Read the story to your child, stopping after each paragraph to do the activities. Encourage your child to understand the story better by entering into the story world, using one of their own toys as the character.

★ Can you pretend that one of your toys is the character in the story? Listen while a a little bit of the story is read to you. Can you remember what Mouse said? What would your character say?



He found him on his bedroom shelf in amongst the Lego models.



He found him in the lounge, hanging from the curtain rail.



He found him in the kitchen cupboard, covered in flour.



He found him sitting in the bath.



Write down what the mouse said at this point. Write down a sentence about what your character would say.





LO: to use 'equals' in an adding number sentence


equal

=



Grown-ups: you will need number flashcards

- Show two groups with an add symbol – what does your child need to do
- Show = symbol. Remind your child of the word “equal” it means “the same as,” it also means ‘total’ or ‘altogether’
- Set up a picture number sentence
- Ask your child to say the number sentence. How many altogether? Select the correct number card to complete the number sentence
- Challenge: can your child draw or write an addition number sentence using the symbols?



2 butterflies + 2 flowers = (equals) ...





+




=




4 pebbles + 3 beetles = (equals) ...





+



=

4 pebbles + 3 beetles = (equals) ...



 Thursday 

Activity:

Design/draw/paint your own plant/flower.

What would it look like?

Does it do anything special?

What does it need to survive?

How big does it grow?





LO: To recognise the /igh/ graphemes

To segment and blend /igh/ words for reading and spelling

igh

ie

i_e

y

Think of a word with /igh/ in.

Can you write a sentence with that word in.



you
they
all
are
my
her

Phonics

Jolly phonics songs:
<https://www.youtube.com/watch?v=U2HYM9VXz9k>

Tricky words

Can you write some sentences using these words? Remember finger spaces and full stops.



Friday



LO: to sequence the story.

Use paper to create your own story map just like this one.

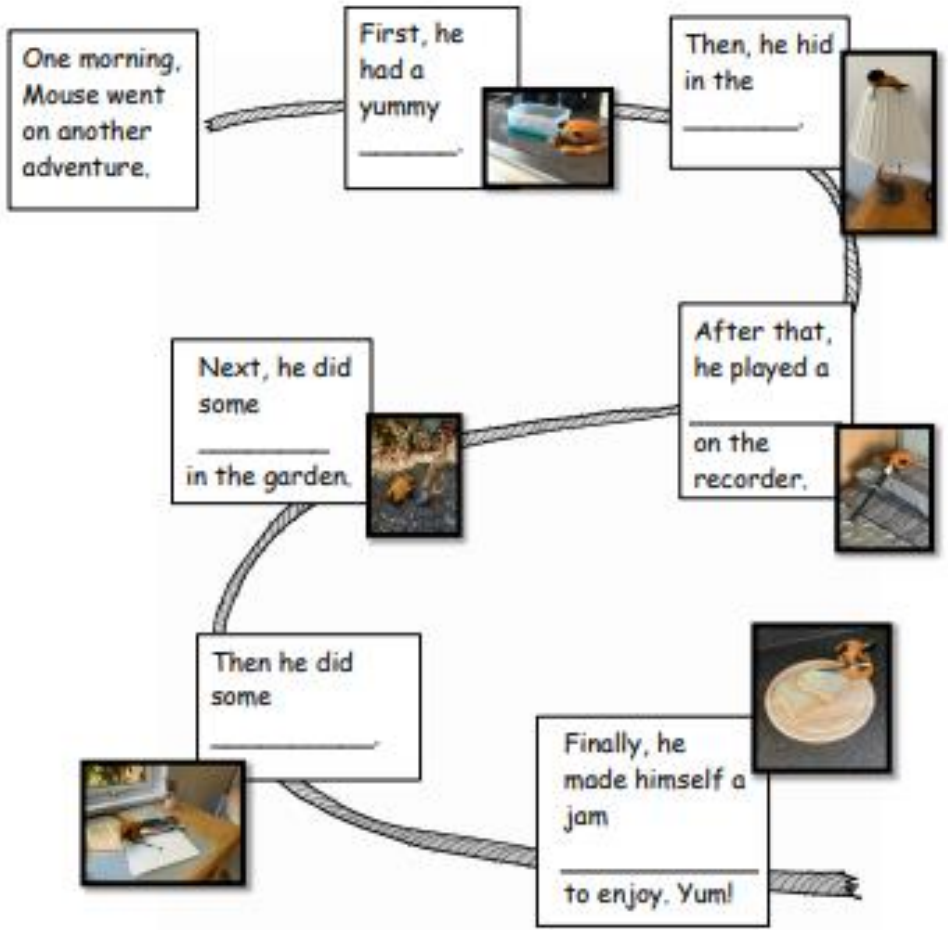
Retell the story of Mouse's Adventures in the correct order.



Ready steady write



A Sequencing things in the right order is an important skill. Help your child to retell Mouse's adventure in order using the time words on the story path. Support them to write in the correct words.



English





LO: to read a number sentence and find how many altogether

$$2 + 3 =$$



Grown-ups:

- Recap what + and = mean
- Show your child the number sentence $2 + 3 =$
- ask your child to select the correct number of objects for each part
- Get them to place the + and = in the correct place
- Ask them to add to find the total
- Select the correct number card for the total
- Ask your child to say the number sentence “two add three equals five”
- Practice with other number sentences

- Challenge: ask your child to write their own addition number sentence

$$4 + 3 =$$



$$5 + 2 =$$



$$3 + 6 =$$




$$8 + 4 =$$




 Friday 

Activity: Outdoor maths trail



19

Find 19 leaves.



Make a square using twigs.



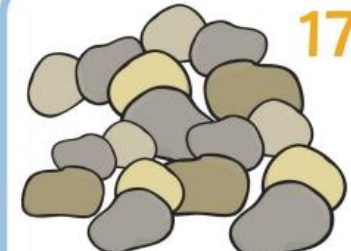
16

Find 16 trees.



13

Find 13 weeds.



17

Find 17 stones.




Make a circle from stones.



20

Find 20 flowers.



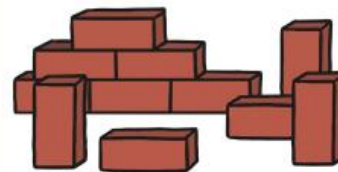
12

Find 12 minibeasts.




15

Find 15 pine cones.



11

Find 11 bricks.



18

Find 18 twigs.



Make a triangle from twigs.



Remember:



- **Stay home.**
- **Stay safe.**
- **Be happy.**

