

Monday 1st June 2020

English

Learning objective: to use positional language in a sentence.



Steps to success

- Look at the football picture and use positional language to describe where the football is.
- Now think about where Sidney Spider could hide.
- Use the sentence starters below to write your ideas.


I could hide in a _____.

I could hide in a _____.

I could hide under a _____.

I could hide on top of a _____.

I could hide next to a _____.



Phonics

Lesson 1

LO: to read and identify th

'th' can make two different sounds.
A hard sound and a soft sound.
Click the sounds below to hear them.

th



Soft sound

(Remember to stick your tongue out!)




Hard sound

Steps to Success:

- ✓ **Read the sound**
- ✓ **Do the action**
- ✓ **How many words can you think of that contain the sound?**
- ✓ **Write them in the big thought bubble**

<https://www.jollylearning.co.uk/resource-bank/hear-the-sounds/>



MATHS

Lesson 1

LO: to count in 2s

Steps to Success:

- ✓ Practise counting in 2s using the 'Dancing 2s' video

<https://www.youtube.com/watch?v=OCxvNtrcDIIs>

- ✓ Colour in 2s on your hundred square
- ✓ Fill in the missing numbers in the patterns

1	2	3	4	5	6	7	8	9	10
11	12	13	14	15	16	17	18	19	20
21	22	23	24	25	26	27	28	29	30
31	32	33	34	35	36	37	38	39	40
41	42	43	44	45	46	47	48	49	50
51	52	53	54	55	56	57	58	59	60
61	62	63	64	65	66	67	68	69	70
71	72	73	74	75	76	77	78	79	80
81	82	83	84	85	86	87	88	89	90
91	92	93	94	95	96	97	98	99	100



2			8					18	
---	--	--	---	--	--	--	--	----	--

	24			30					40
--	----	--	--	----	--	--	--	--	----

		46				54			
--	--	----	--	--	--	----	--	--	--

62			68				76		
----	--	--	----	--	--	--	----	--	--

	84				92			98	
--	----	--	--	--	----	--	--	----	--

Monday 1st June 2020

Creative

Learning objective: to complete a KWL grid.

Steps to success

- Look at the map of Brazil.
- What do you already know about Brazil?
- Write the facts you know in the K column.
- What would you like to find out?
- Write the questions you want to find out the answers to in the W box.
- Remember to use a question words with a capital letter at the start and ? at the end

This week in our Creative lessons, we are going to be starting our new topic all about Brazil.
It's called Rio de Vida!



Rio de Vida KWL Grid

What I already know...

What I would like to know...

What I have learnt...


Tuesday 2nd June 2020

English

Learning objective: to listen to and write spider facts.

Steps to success

- Read the fact file with an adult.
- Do you know any more information about spiders?
- Research spider facts in a book or on the internet.
- Record your facts in your best cursive handwriting.



<i>What it looks like</i>	Spiders have 8 legs. Their bodies are in two parts.
<i>Where it lives</i>	Most spiders like to live in shadowy places.
<i>What it eats</i>	Most spiders eat flies and other insects.
<i>An unusual fact</i>	Spiders spin webs with a strong silk thread.
<i>Other interesting information</i>	Spiders are not insects. They are arachnids.

Phonics

Lesson 2

LO: to write and sound button th



Soft sound

(Remember to stick your tongue out!)

th




Hard sound

Steps to Success:

- ✓ **Read the sound**
- ✓ **Do the action**
- ✓ **Read the words in the big thought bubble**
- ✓ **Sound button the words**
- ✓ **How many sounds in each word?**

Sound buttons – dots for single letter sounds, dashes for two or more letters for each sound.



Sound buttons – dots for single letter sounds,
dashes for two or more letters for each sound.

MATHS

Lesson 2

LO: to count in 5s

Steps to Success:

✓ Practise counting in 5s using the 'Count 5s' video

<https://www.youtube.com/watch?v=amxVL9KUmq8>

✓ Colour in 5s on your hundred square

✓ Fill in the missing numbers in the patterns

1	2	3	4	5	6	7	8	9	10
11	12	13	14	15	16	17	18	19	20
21	22	23	24	25	26	27	28	29	30
31	32	33	34	35	36	37	38	39	40
41	42	43	44	45	46	47	48	49	50
51	52	53	54	55	56	57	58	59	60
61	62	63	64	65	66	67	68	69	70
71	72	73	74	75	76	77	78	79	80
81	82	83	84	85	86	87	88	89	90
91	92	93	94	95	96	97	98	99	100

5	10	15							
----------	-----------	-----------	--	--	--	--	--	--	--

35	40	45							
-----------	-----------	-----------	--	--	--	--	--	--	--

25	30	35	40						
-----------	-----------	-----------	-----------	--	--	--	--	--	--

60	65	70	75	80					
-----------	-----------	-----------	-----------	-----------	--	--	--	--	--

a) 5 10 15 ___ 25 ___

b) 35 30 ___ 20 ___ 10

c) ___ 25 30 35 ___ 45

d) 45 ___ ___ 30 25 20

e) 15 ___ 25 30 ___ 40

f) ___ 50 45 ___ 35 30

g) 35 40 ___ 50 ___ 60

h) 65 ___ ___ 50 45 40

i) ___ ___ 35 40 45 50

j) 75 70 ___ ___ 55 50

Tuesday 2nd June 2020

Creative

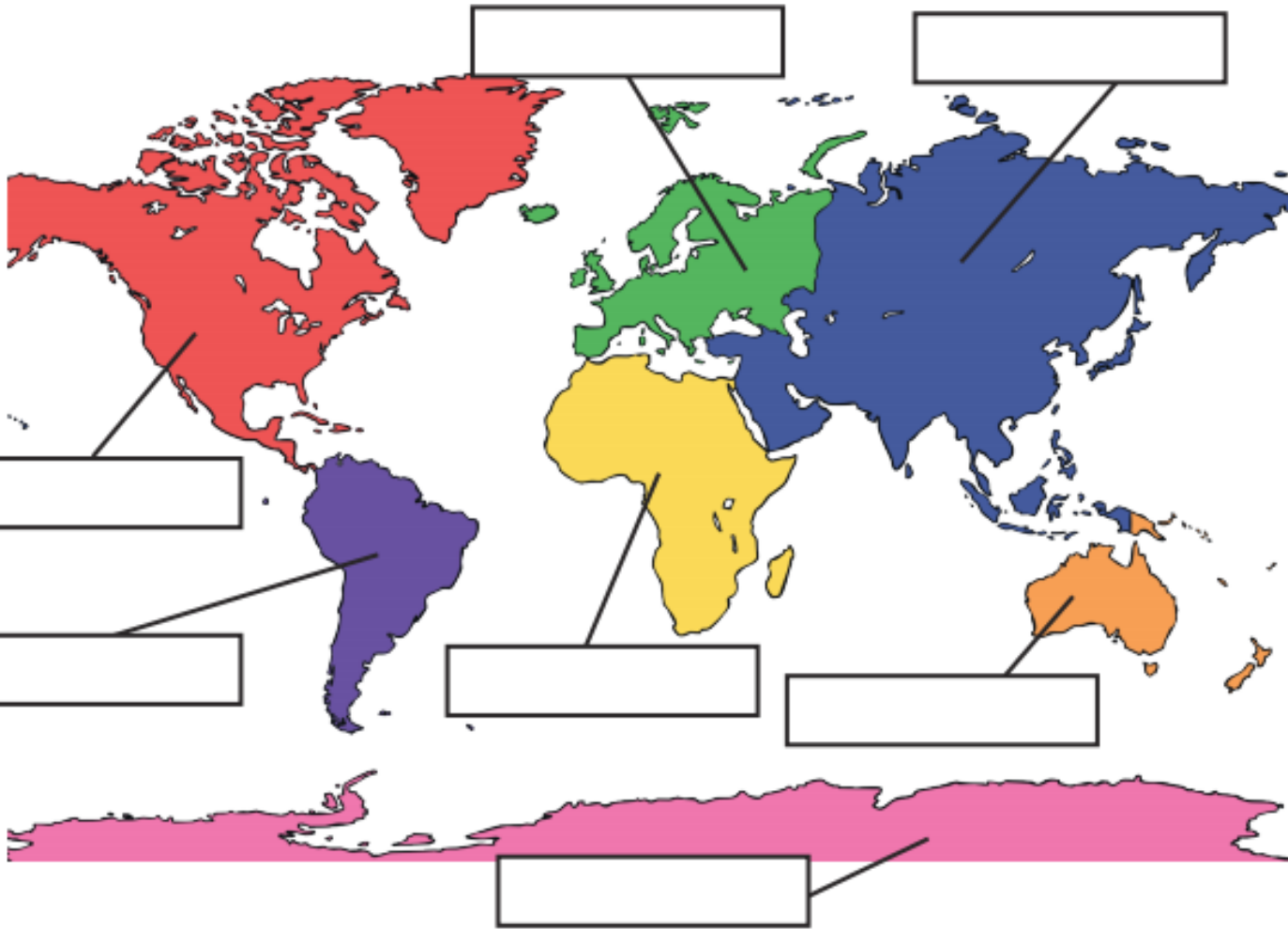
Learning objective: to identify the continents of the world.

Steps to success

- Look at the map of the world.
- The world is split into 7 continents.
- Continents are larger areas of land that can have lots of countries and oceans in them
- Label the 7 continents on your map.
- Label where you think Brazil is.



The Seven Continents of the World



Word Bank

North America

South America

Africa

Antarctica

Australasia

Europe

Asia

Wednesday 3rd June 2020

English

Learning objective: to use 'and' to extend sentences.

Steps to success

- Go on a mini beast hunt in your garden or on a walk.
- Think about where you found your mini beasts.
- Use your phonic skills to complete the writing tasks below.
- Use 'and' to extend your sentences.

Word bank	
and	found
saw	ant
woodlouse	caterpillar
butterfly	

My turn: First, I went to the steps and I saw three black ants.

Your turn: Write on the lines below. These words might help you.

First, I went to_____

Next, I went to_____

After that, I went to_____

Finally, I went to_____

Phonics



Soft sound



Hard sound

Lesson 3

LO: to listen and write words containing th

th

Words for dictation

this

that

then

think

moth

thick

cloth

Steps to Success:

- ✓ Read the sound
- ✓ Do the action
- ✓ Listen to the words
- ✓ Repeat the word and sound it out as writing
- ✓ Sound button the words

Challenge

Can you put each word into a sentence?

MATHS

Lesson 3

LO: to count in 10s

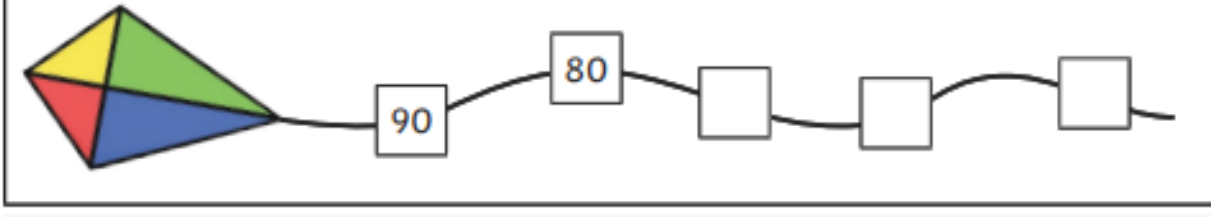
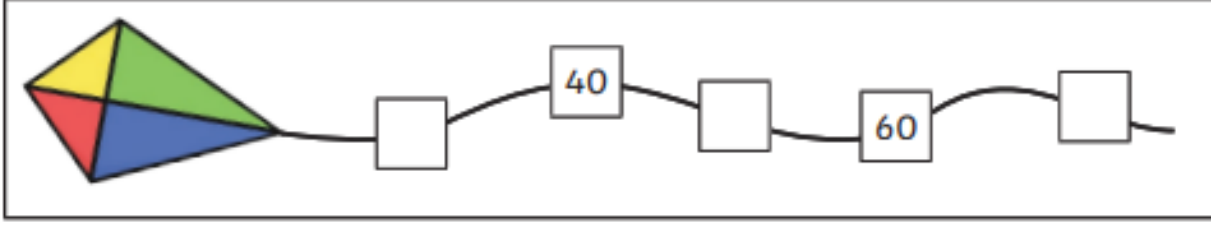
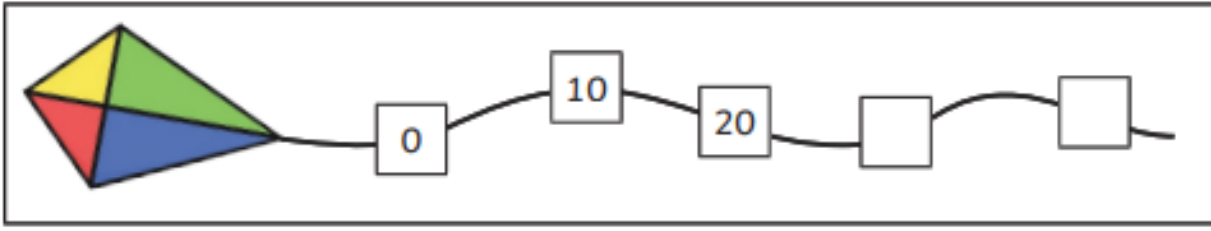
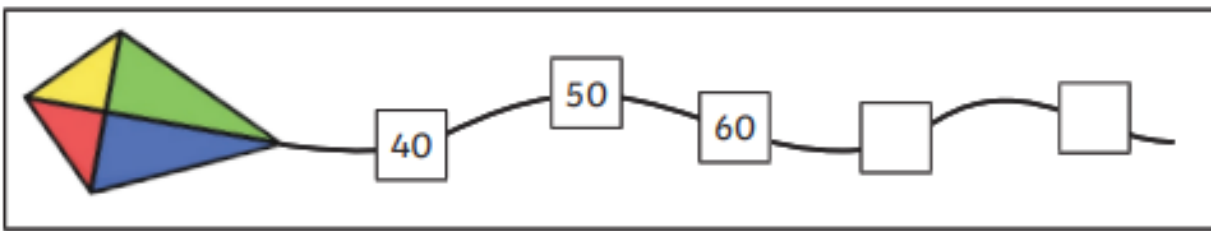
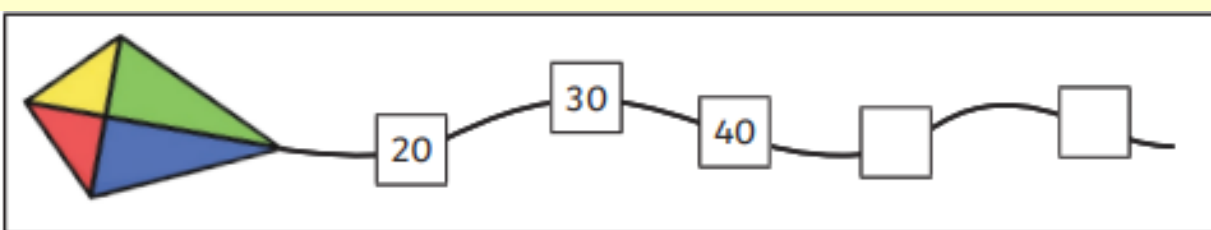
Steps to Success:

- ✓ Practise counting in 10s using the 'Count in 10s' video

<https://www.youtube.com/watch?v=7stosHbZZZg>

- ✓ Colour in 10s on your hundred square
- ✓ Fill in the missing numbers in the patterns

1	2	3	4	5	6	7	8	9	10
11	12	13	14	15	16	17	18	19	20
21	22	23	24	25	26	27	28	29	30
31	32	33	34	35	36	37	38	39	40
41	42	43	44	45	46	47	48	49	50
51	52	53	54	55	56	57	58	59	60
61	62	63	64	65	66	67	68	69	70
71	72	73	74	75	76	77	78	79	80
81	82	83	84	85	86	87	88	89	90
91	92	93	94	95	96	97	98	99	100



Challenge – use a 100 square to help you if you need to. This is a tricky challenge!

- a) 5 15 25 _____ 45 _____
- b) 64 54 _____ 34 _____ 14
- c) _____ 21 31 41 _____ 61
- d) 76 _____ _____ 46 36 26
- e) 13 _____ 33 43 _____ 63




Wednesday 3rd June 2020

Creative

Learning objective: to sort animals of the rainforest and recap herbivore, omnivore and carnivore.

Steps to success

- **Watch the video** - <https://www.bbc.co.uk/bitesize/clips/zb2jmp3>
- **What is the rainforest like? Why is it called the rainforest?**
- **What animals live the rainforest?**
- **Recap the meaning of herbivore (plants), carnivore (meat) and omnivore (meat and plants).**
- **Sort the animals from the video into these categories – you can draw them if you like**
- **Can you find out which other animals live in Brazil? – put these in the table too.**

Carnivore 	Omnivore 	Herbivore 

Thursday 4th June 2020

English

Learning objective: to create a mini beast fact file.

Steps to success

- Reflect on the mini beast hunt you went on yesterday.
- Look at the table below
- Create a fact file about a mini beast you found.

<i>What it looks like</i>	
<i>Where it lives</i>	
<i>What it eats</i>	
<i>An unusual fact</i>	
<i>Other interesting information</i>	



Spelling

Lesson 4



Soft sound



Hard sound

LO: to spell words containing th

th

Steps to Success:

- ✓ Read the spelling list
- ✓ Highlight th sounds in words.
- ✓ Sound button the words
- ✓ Copy each word carefully
- ✓ Cover each word and try to spell it
- ✓ Check the word
- ✓ Try again

Challenge

Can you put each word into a sentence?

Look



Copy



Cover and Write



Cover and Write



us

sad

flag

this

with

that

thank

me

we

thinking

MATHS

Lesson 4

LO: to identify 3D shapes

Steps to Success:

- ✓ Use the poster
- ✓ Match the name to the shape
- ✓ Name the shapes used for Tom's tower

3D Shapes



Sphere



Prism



Cuboid



Cube



Cylinder

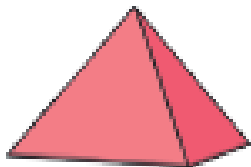
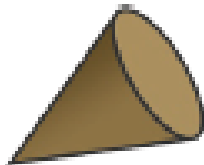

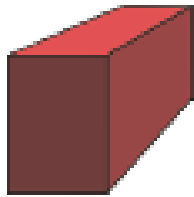

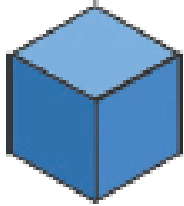


Pyramid



Cone

Match the shapes to their names.



cone

cuboid

pyramid

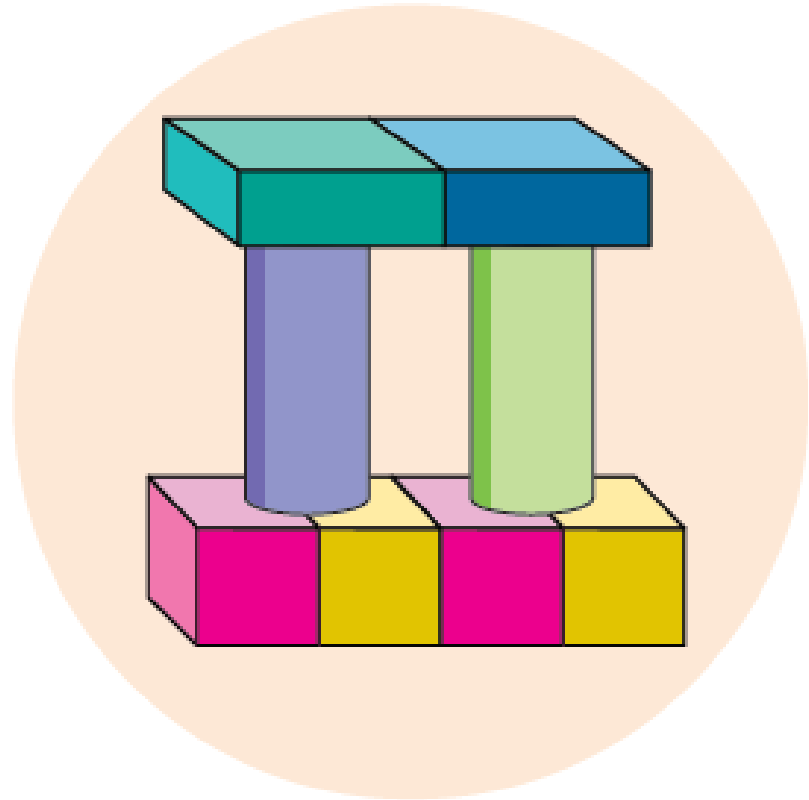
sphere

cylinder

cube

Tom has started to build a tower using 3D shapes.

- You can use Lego if you don't have 3D shapes.
- What shapes are the blocks?



What 3D shapes has Tom used so far to build this tower?

Build the same tower as Tom. Add 2 more layers to the tower.

Build your own tower which has 5 layers.

Thursday 4th June 2020

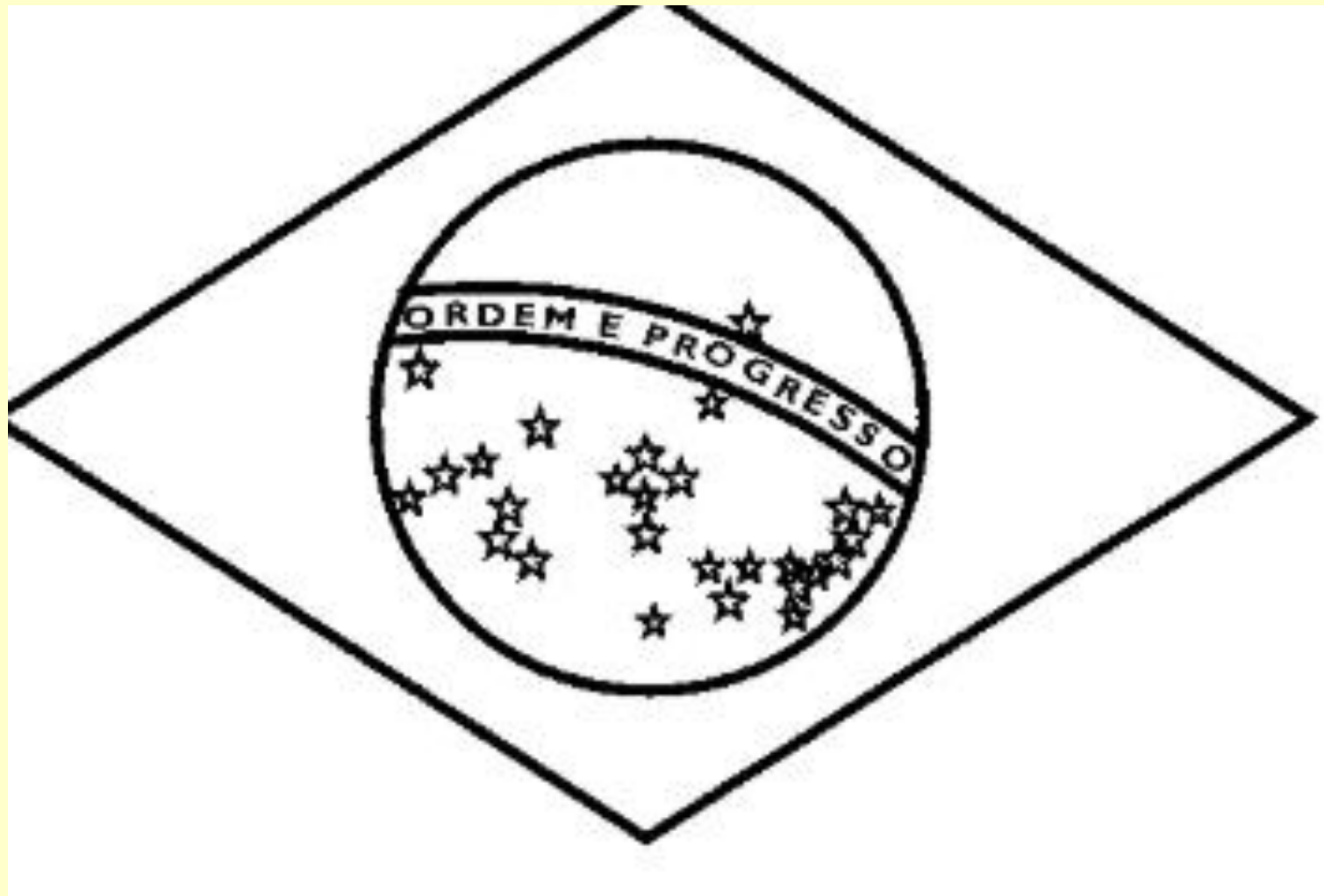
Creative

Learning objective: to collage/create the Brazilian flag.

Steps to success

- Look at the picture of the Brazilian flag.
- What colours are there?
- How is it different to the UK flag?
- Use old magazines or newspapers to collage the flag – cut out small pieces and stick them on the template.
- Or you could use a mixture of collage and paints or felts or crayons.





Friday 5th June 2020

English

Learning objective: to reflect on your learning.

Steps to success

- Look back on all the Sidney Spider activities you have completed.
- Identify what went well.
- Identify what you would like to improve.
- Use the self assessment table below to record your thoughts.

Self assessment EXAMPLE	
WWW (What went well...)	My finger spaces are clear and I have tried hard to use my lead ins.
EBI (Even better if...)	My work would be even better if all my letters were sitting on the line.

Self assessment	
WWW (What went well...)	
EBI (Even better if...)	

Grammar and Punctuation

Lesson 5

LO: to apply correct sentence structure

Steps to Success:

- ✓ Rewrite the sentences so it make sense – you may need to change some words or add words.
- ✓ Capital letter at the start.
- ✓ Finger spaces
- ✓ Full stops at the end
- ✓ Read the sentence to check

last london i went shopping in saturday?

my favourite film is up coz me like the story

we always go see santa at xmas

in holidays i visited america with sister

football is best game ever!

MATHS

Lesson 5

LO: to explain reasons for our answers

Steps to Success:

- ✓ Read the question
- ✓ Check the calculations
- ✓ Explain your answer
- ✓ Does your answer make sense?

Note for Parents

There are 6 questions – 2 easy *, 2 more tricky **, 2 challenging ***

Attempt as many as you like. Try to explain the challenging ones together even if they are too hard to complete independently.

1 These starfish make a number sequence which goes up in ones.



Is the sequence correct?

How do you know?

Stan counts the number of fish at his concert.

There are 5 blue fish and 4 yellow fish.

Stan says that there are 10 fish altogether.

Is he correct?

Can you explain your answer?



Drumsticks cost 10p each.

Could the octopus buy 2 drumsticks
with the money he has?

Will he have any money left over?



Jay thinks of a number. She says if you
add 8 to it, the answer is 15.

What is Jay's number?

How do you know?



Stan finds these numbers hanging in the cave.



He says he can make 6 two-digit numbers, just using these 3 numbers.



Is Stan correct?

14 fish hide from Lancelot in the cave.

Some more fish swim in.

Jay says the amount of fish now in the cave is an odd number, but less than 20.

How many fish could be in the cave?





Answers:

1) No, 13 is missing from the sequence

2) No there are 9 fish. I know because $5 + 4$ makes 9 not 10.



Answers:

1) Yes he could buy 2 drumsticks and have 10p left over or he could buy 3 drumsticks and have 0p left

2) Jay's number is 7 because $15 - 8 = 7$.



Answers:

1) Stan is correct. He can make these numbers: 34, 35, 43, 45, 53, 54.

2) There could be 17 or 19. The clue says 'some more' swim into the cave, which means more than one.

Learning objective: to create a fact file about Brazil

Steps to success

- Recap all the learning you have done about Brazil so far.
- Find the answers to these questions:
 - What language do people speak in Brazil?
 - What is the capital city?
 - Which continent is it in?
 - What is the weather like?
- Make a fact file poster about the country.

This website might give you some fun facts to include:

<https://www.sciencekids.co.nz/sciencefacts/countries/brazil.html>

Rio de Vida

Brazil

Brazil is a large country in the continent of South America. Portuguese is the official language spoken in Brazil. Brazil is a popular tourist destination. Nearly seven million people visit each year.



Key

Africa	Antarctica	Asia	Australia
Europe	North America	South America	

Brasília

The capital city of Brazil is Brasilia. Around three million people live in Brasilia. Brasilia is a very modern city.



Features of Brazil

Landscape



The landscape of Brazil is very varied. It has a long coastline, dense rainforests, dry grasslands and towering mountains.

Amazon rainforest



The Amazon rainforest is the world's largest tropical rainforest. The Amazon River runs through the rainforest.

Climate



The climate in Brazil is mostly hot and dry. In the tropical Amazon rainforest, it can be hot and humid.

Sport



Sport is popular in Brazil, especially football. The Brazilian football team have won the World Cup five times.

Food



There are many types of food eaten in Brazil. A traditional Brazilian stew called feijoada is made from pork and black beans.