

# Nursery Home Learning

Week beginning: 08/06/2020

*Our topic this half term is Seaside Holidays*

# Phonics: All about the letter **g**

Learning objective:

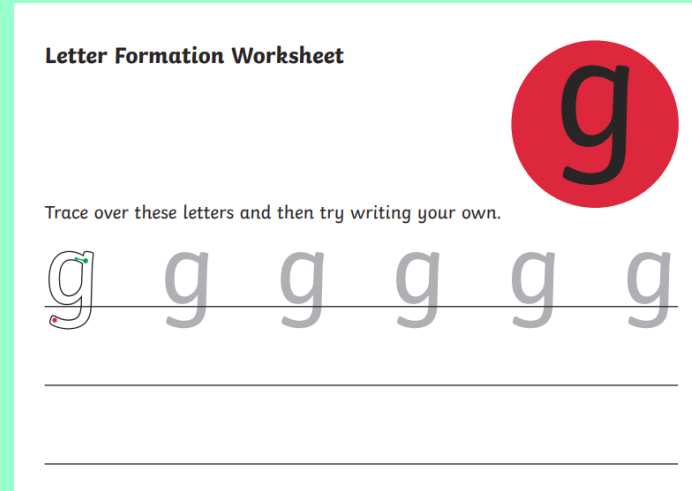


Recognise the letter **g** and say the sound it makes correctly.

Recognise and find things that begin with the sound **g**.

## Steps to success:

- Listen to the Jolly Phonics song: (<https://www.youtube.com/watch?v=1Qpn2839Kro>)
- Draw the letter in the air
- Run the tap and watch the water go down the drain – can you make the ‘g, g, g’ sound?
- Stand in the mirror, open your mouth and say ‘g’ watch what your tongue is doing. Touch your throat and say ‘g’ can you feel it? <https://www.youtube.com/watch?v=-ksblMiliA8>
- Play ‘g’ sound bingo - <https://www.twinkl.co.uk/resource/t-s-266-initial-g-sound-bingo-and-lotto-game>
- Practise writing your g, make sure your monkey's tail goes below the line. <https://www.twinkl.co.uk/resource/t-l-068-letter-formation-workbook>

# Monday



## Maths: Find, colour and count

Learning objective:

Count accurately

Match an amount to a numeral and form numbers

Compare amounts



### Steps to success:


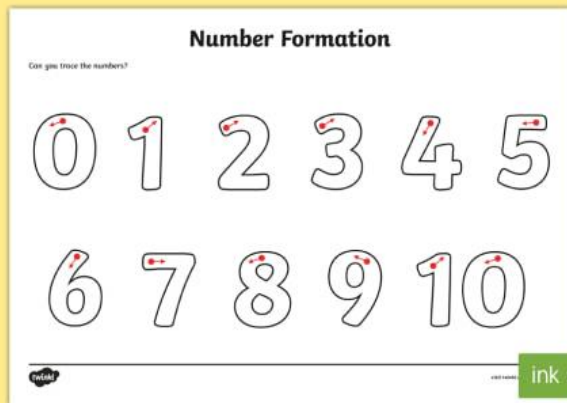
Search for the sea creatures one at a time, then colour and count them.

Use this number formation guide to help you to write the numbers in the boxes.

<https://www.twinkl.co.uk/resource/t-n-544-number-formation-worksheet>

Which sea creature is there more of?

Which sea creature is there less of?



<https://www.twinkl.co.uk/resource/t-t-18486-under-the-sea-find-colour-and-count-activity-sheet>

## Creative: Make your own ice lollies

Learning objective:  
Explore freezing and observe changes to water when it is frozen

### Steps to success:

- Decide what you would like to use to make your ice lollies
- Pour the liquid into moulds/a cup
- Talk about what might happen to them when they go into the freezer.
- Take them out when they are ready.
- How have they changed?
- How do they taste?
- What will happen to them if you do not eat them and take them outside?

Use different flavoured squash or try some more adventurous recipes!

<https://www.bbcgoodfood.com/howto/guide/5-best-ice-lollies-kids>



If you do not have your own ice lolly moulds, you could use plastic or paper cups with a lollipop stick or a straw in

## Phonics: All about the letter **O**

Learning objective:

Recognise the letter **o** and say the sound it makes correctly.

Recognise and find things that begin with the sound **o**.

# Tuesda y




### Steps to success:

- Listen to the Jolly Phonics song: <https://www.youtube.com/watch?v=1Qpn2839Kro>
- Draw the letter in the air, on your knee, on someone's back, really big, really small.
- Play eye spy searching for objects beginning with the 'o' sound.
- <https://www.twinkl.co.uk/resource/t-l-527069-i-spy-initial-sounds-phase-2-phonics-m-d-g-o-c-k-activity>

Support to pronounce sound:  
<https://www.youtube.com/watch?v=-ksblMiliA8>

### Short O Octopus Craft




Make an octopus from a tube. Can you write the 'o' sound on its eight legs.



Take a picture of your new sound

**Maths:** Make a 2D or 3D shape sandcastle.

Learning objective:  
Recognise and name shapes  
Use particular shapes for a purpose.



Steps to success:

Using 2D shapes:

Use scissors to cut out your shapes first then place them on the paper. When you are happy with the design you can then stick your shapes down.

Using 3D shapes:

Create your sandcastle using junk modelling, wooden blocks or twinkl activity.

<https://www.twinkl.co.uk/resource/t-t-20447-seaside-3d-sandcastle-paper-model-activity>



Listen to this cool 3D rap!

[https://www.google.com/search?source=hp&ei=6a\\_XXqn4ObCajLsPhlyE0AI&q=3d+shape+rap&oq=3d+shape+rap&gs\\_lcp=CgZwc3ktYWIQAzICC AAYBggAEBYQHjIGCAAQFhAeMgYIABAWEB4yCAgAEBYQChAeOg4IABDqAhC0AhCaARDIAjoFCAA QgwE6BQgAELEDUNhYWIlS YO5uaAFwAHgAgAF hiAGCB5IBA jEymAEAoAEBqgEHZ3dzLXdperABBg &scIent=psy-ab&ved=0ahUKEwjpkO7\\_6eXpAhUwDWMBHQ QGASoQ4dUDCAk&uact=5](https://www.google.com/search?source=hp&ei=6a_XXqn4ObCajLsPhlyE0AI&q=3d+shape+rap&oq=3d+shape+rap&gs_lcp=CgZwc3ktYWIQAzICC AAYBggAEBYQHjIGCAAQFhAeMgYIABAWEB4yCAgAEBYQChAeOg4IABDqAhC0AhCaARDIAjoFCAA QgwE6BQgAELEDUNhYWIlS YO5uaAFwAHgAgAF hiAGCB5IBA jEymAEAoAEBqgEHZ3dzLXdperABBg &scIent=psy-ab&ved=0ahUKEwjpkO7_6eXpAhUwDWMBHQ QGASoQ4dUDCAk&uact=5)

**Creative:** Create your own puppet show.

Learning objective:

Represent own ideas through art, craft and imaginative play.



Watch Punch and Judy:

<https://www.youtube.com/watch?v=iGrn0IKmhIo>

Steps to success:

- Make your own puppet show using your own toys.
- Create your own puppets with ideas from:

<https://craftsbyamanda.com/kids-puppets/>

- Or make your own paper puppets from:

<https://www.twinkl.co.uk/resource/t-t-13992-punch-and-judy-stick-puppets>



Lots of ideas on Pinterest.



## Phonics: All about the letter **U**

Learning objective:

Recognise the letter **u** and say the sound they make correctly.

Recognise and find things that begin with the sound **u**

### Steps to success:

- Listen to the Jolly Phonics song: <https://www.youtube.com/watch?v=1Qpn2839Kro>
- Draw the letter shape in the air with your finger
- Take your umbrella outside and practice the song.
- Look at the formation on:

[http://www.literactive.com/Download/live.asp?swf=story\\_files/letter\\_formation\\_US.swf](http://www.literactive.com/Download/live.asp?swf=story_files/letter_formation_US.swf)



# Wednesda


# y

Can you hear the 'u' sound in this funny poem.

# Uu

(To *The Eensy Weensy Spider*)

My uncle's ukulele  
goes unka, plunka, doo.  
Each night he strums it  
underneath the moon.  
Unka, plunka, doo,  
unka, plunka, plunka, doo . . .  
I hear Uncle's happy tune  
floating upstairs to my room.



21



**Maths:** I spy and count.

Learning objective:

Recognise numbers and match amounts to the correct numeral

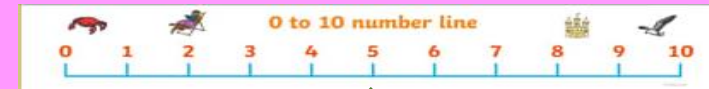

Steps to success:

- Count carefully (helpful tip: use a pen or pencil to mark off the ones you have already counted).

<https://www.twinkl.co.uk/resource/t-tp-1239-seaside-i-spy-and-count-activity>

- Compare the amounts.
- Can you count the items on the list in your house? How many:

-Chairs  
-Cups  
-Spoons  
-Clocks



You can use this number line to help you.

<https://www.twinkl.co.uk/resource/t-n-539-seaside-number-line-0-10>




Make a I spy numbers in a bottle. Hide small numbers in a bottle and fill with rice, glitter or lentils. Shake the bottle and see what number you can find. You can add other items if you wish such as one dice, two pom poms, three lego pieces ...

**Creative:** Look at different areas of seaside on google maps/ google earth.

Learning objective:  
Use technology to find out information.

Steps to success:

- Search for areas of seaside in our country or around the world.
- Compare it to looking at your area/house on google maps/ google earth.
- Understand that computers give you information.
- With an adult google any questions you have about the seaside.
- How could you get to the seaside?



# THURSDAY

Make sure you stretch this sound.

<https://www.whissendineschool.com/bou-ncy-or-stretchy-listen-to-hear-the-sounds/>

## Phonics: All about the letter L


Learning objective:

Recognise the letter L and say the sound they make correctly.



Recognise and find things that begin with the sound L

### Steps to success:

- Listen to the Jolly Phonics song:
- Draw the letter shape in the air with your finger.



<https://www.twinkl.co.uk/resource/t-l-645-my-l-workbook>



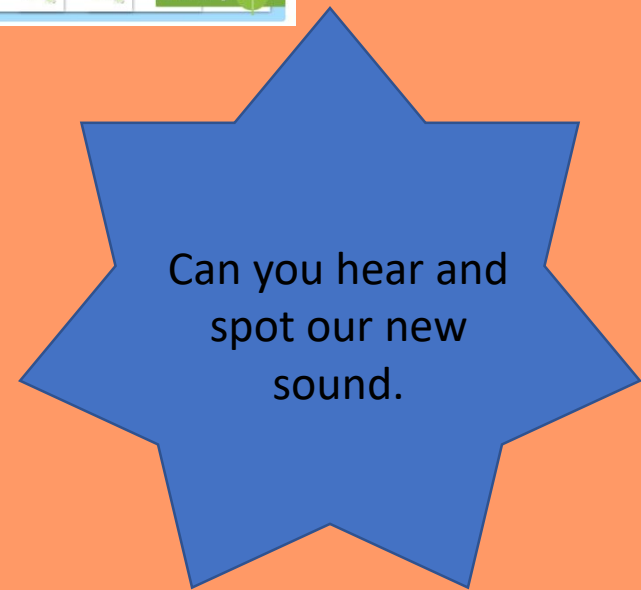
Try writing it on some lined paper.

## Phase Two Phonemes: Set 5

LL

Watch this video;

<https://www.twinkl.co.uk/go/resource/t-l-53373-phase-two-phonemes-set-5-l-video>



**Maths:** Number recognition memory and matching game.


Learning objective:

Recognise and name numbers from 1-10 confidently.

Develop memory skills

Steps to success:

Try games with number 1-5 first.



#### Game 4

- Make number cards x2
- <https://www.twinkl.co.uk/resource/t-n-2453-number-cards-0-10>
- Turn the cards over choosing two at a time trying to match a pair.



#### Game 1

- Place a number under a cup.
- Mix the cups up.
- Can you remember which cup the number is under.

#### Game 2

- Select the numbers 2-5 from a deck of cards.
- Place them facing down.
- Turn the cards over choosing two at a time trying to match a pair.



#### Game 3

- Cut cards in half 2-10.
- Mix them up
- Try matching the cards

**Creative:** Barry the fish with fingers

Make a musical instrument

Learning objective:

Listen and recall events about the story.

Follow instructions to create a sea creature shaker.

Steps to success:

- Listen to the story.

<https://www.youtube.com/watch?v=Ewsgwj-wM4w>


- Can you answer questions about the story?
- What can you do with your fingers?
- Make your own musical instruments?

Idea

Make a sea creature shaker.

Fill a bottle, container or two paper plates sealed together with beads, bells, rice, pasta or lentil.

Make sure they can not spill out, then decorate you sea creature.



Can you find today's sound in the story?

How many fingers does Barry have?

Where is the setting (place) of the story?

Can you retell the story?

What musical instrument did Barry play?





# FRIDAY

**Phonics: Revise all sounds so far**  
s, a, t, i, p, n, c, k, e, h, r, m, d, g, o, u, l

Learning objective:  
Recognise the different letters and say the different sounds they make.

## Steps to success:

- Listen to the Jolly Phonics songs:  
<https://www.youtube.com/watch?v=1Qpn2839Kro>
- Turn a household game into a fun phonics game by adding these sounds using sticky labels, tape or a removable pen.
- Ball or balloon: throw or roll to each other, what sound do you see when you catch it.
- Jenga: carefully remove a block saying the sound you have chosen.
- Connect four; say the sounds on your counters when playing.
- Duplo or lego: build something using your sounds.



## Challenge

- Try making these words with the sounds you have learnt;
- hat, dog, tap



## Maths: Comparing size

Learning objective:

Talk about and compare sizes using size language

Challenge: Order objects by size

Steps to success:

- Identify different objects that are big/small/bigger/smaller/biggest/smallest.
- Can you order your family by size.
- Order family shoes by size.
- Measure shoes with measuring tape, ruler, cubes.



Bigger

small

tall


Online game: Ordering by size.

<https://www.topmarks.co.uk/early-years/lets-compare>



short

little



## Creative: Make a paper chain octopus.

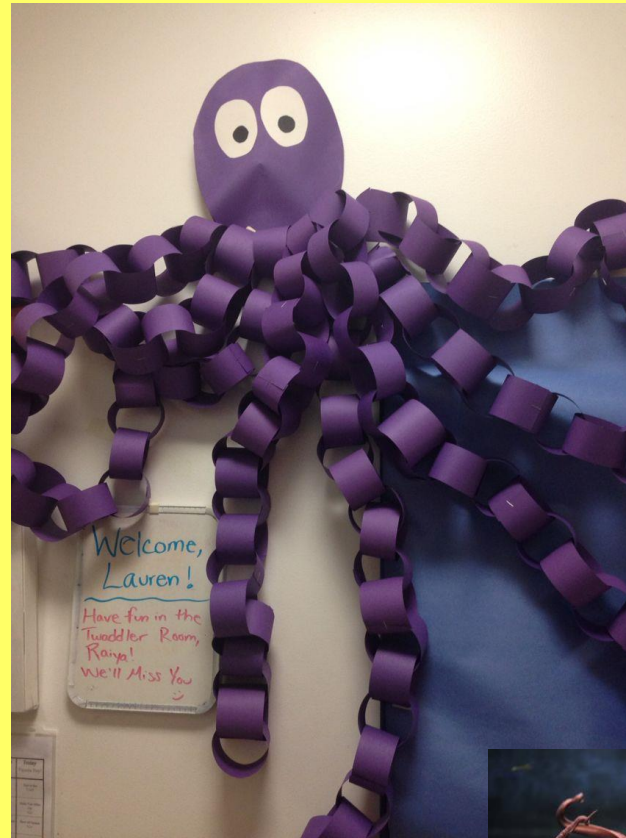
Learning objective:  
Develop cutting, mark making and sticking skills.

### Steps to success:

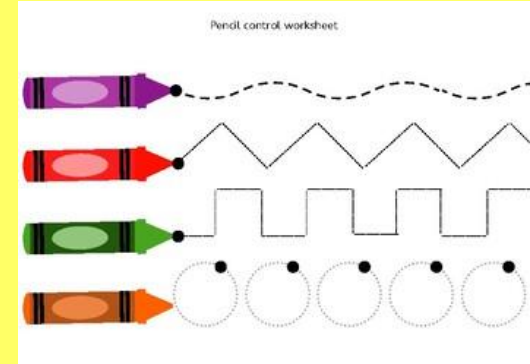
- Use strips of paper to create a circle, stick it into place.
- Put another strip of paper through the loop and stick into place (repeat)
- Remember to do eight legs.

Can you number order your chains?

<https://www.twinkl.co.uk/resource/t-n-1463-number-sequencing-paper-chain>



Decorate your paper with different patterns.



Try and do a repeated colour pattern.

