

Monday 15th June 2020

English

Learning objective: to write a list.

Steps to success

- Read 'My Mother is a Superhero' by Pie Corbett (on next slide)
- Discuss the meaning of some words within the text – foretell, collision, gloom
- Decide who in your family is a bit of a superhero.
- Think about of your superhero's special skills.
- Record your superhero's skills clearly in a list, leaving a line between each skill (So they are clear for tomorrow's lesson)



Example for chosen superhero → My sister

Play games with me in our garden.

Bake delicious cakes with sprinkles on top.

Read stories to me at bed time.

Can play tunes on the flute.

Tomorrow you
will be using
these ideas to
write your
own
superhero
poem.

My Mother is a Superhero

By Pie Corbett



My mother is a superhero because she can –
clean a house at the snap of her fingers,
fly to the moon and back in the blink of an eye,
extinguish a fire with her icy breath,
see into the mind of a robber,
foretell any disaster,
avoid a collision with the power of thought,
rescue a drowning man without a second thought,
create joy where gloom has taken grip
and even halt a war before it has begun,
all without moving off the sofa.

<https://www.jollylearning.co.uk/resource-bank/hear-the-sounds/> - click on the link to hear the sounds

Phonics

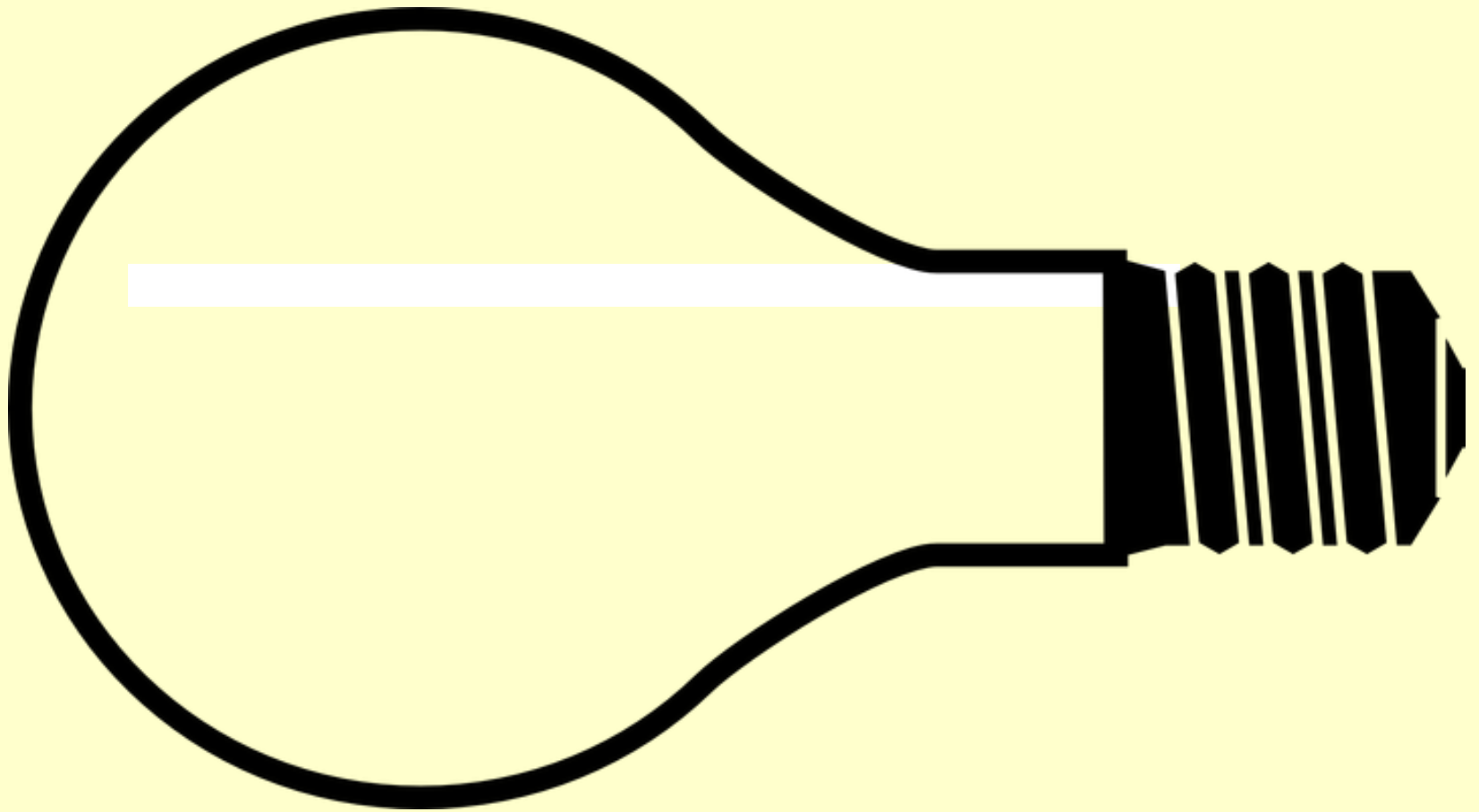
Lesson 1

LO: to read and identify igh

igh

Steps to Success:

- ✓ Read the sound
- ✓ Do the action
- ✓ How many words can you think of that contain the sound?
- ✓ Write them in the light bulb



MATHS

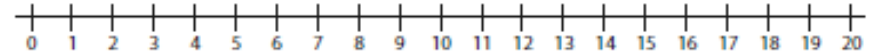
15.06.20

LO: to add to 20 using a numberline

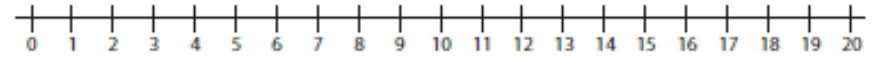
Steps to Success:

- ✓ Read the number sentence
- ✓ Put pencil on first number
- ✓ Jump to the right ----→
- ✓ Do the number of jumps as the second number
- ✓ Circle the number you land on
- ✓ Write the answer in the box
- ✓ Check

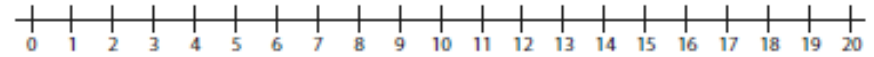
$10 + 7 =$



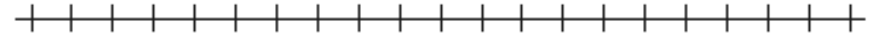
$10 + 5 =$



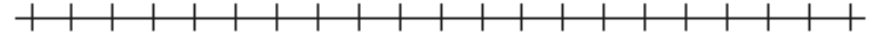
$11 + 2 =$



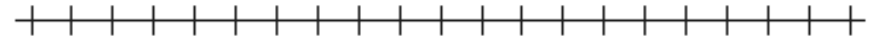
$6 + 8 =$



$9 + 9 =$



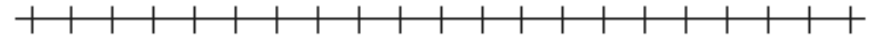
$8 + 10 =$



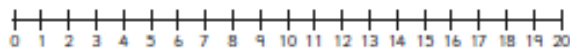
$5 + 12 =$



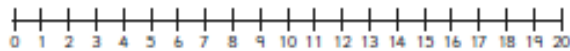
$17 + 3 =$



1. $10 + 7 =$



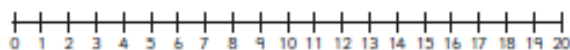
2. $11 + 8 =$



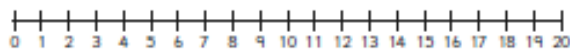
3. $16 + 3 =$



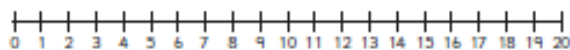
4. $2 + 12 =$



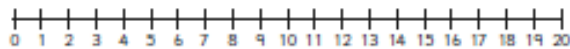
5. $0 + 13 =$



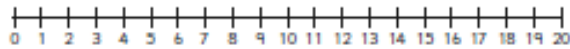
6. $8 + 12 =$



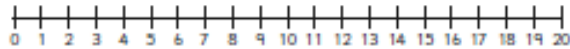
7. $7 + 9 =$



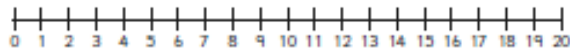
8. $15 + 2 =$



9. $6 + 14 =$



10. $11 + 4 =$



Steps to Success:

- ✓ Read the number sentence
- ✓ Put pencil on first number
- ✓ Jump to the right ----→
- ✓ Do the number of jumps as the second number
- ✓ Circle the number you land on
- ✓ Write the answer in the box
- ✓ Check

Monday 15th June 2020

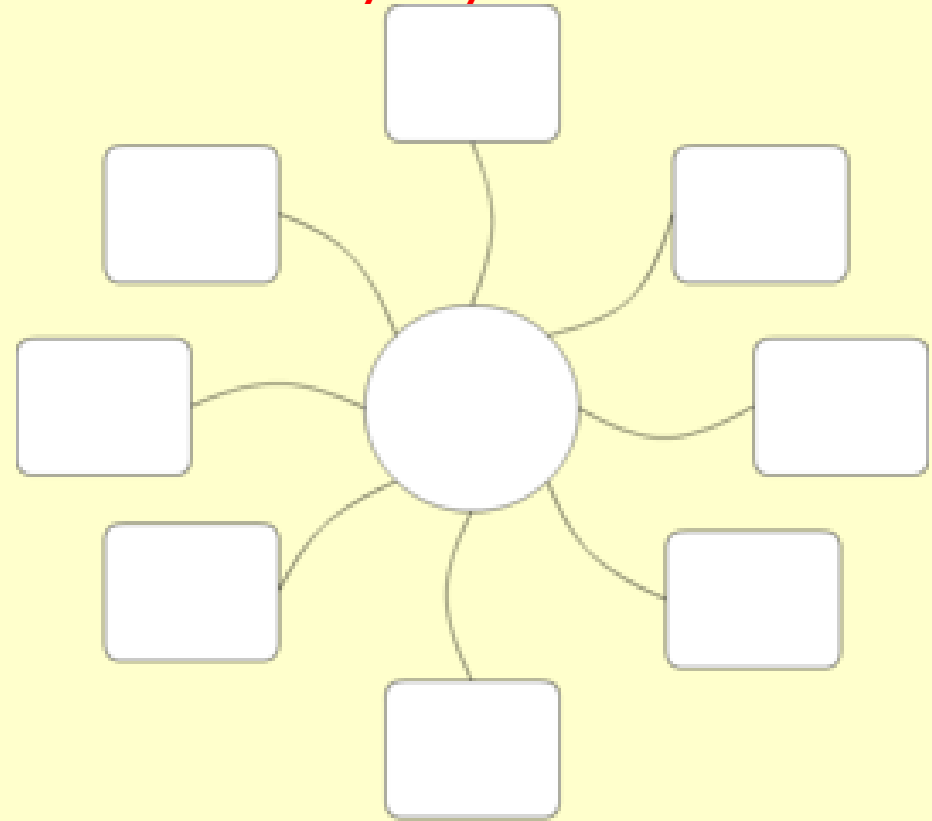
Creative



Learning objective: to learn about landmarks.

Steps to success

- Discuss your learning about Brazil and our topic so far.
- Look at the next 6 slides – read about the landmarks with an adult.
- Make a spider diagram to record what you have learnt today.
- Tomorrow you will be making a holiday brochure which will feature 3 of these landmarks – choose 3 and note them down ready for your next lesson.





Landmarks of Rio de Janeiro

Look at the landmarks on the next 5 slides.

Christ the Redeemer Statue in Tijuca Forest

The statue of Christ the Redeemer is a religious statue which can be found on the top of Corcovado Mountain (Pronounced – Cor-co-vod-o).

It is a 30 metre tall statue of Jesus Christ with his arms stretched out embracing the city and has been there since 1931.



Sugarloaf Mountain in Guanabara Bay

Click the link for help with 'Guanabara' pronunciation
<https://www.youtube.com/watch?v=UyuApVQLGIA>

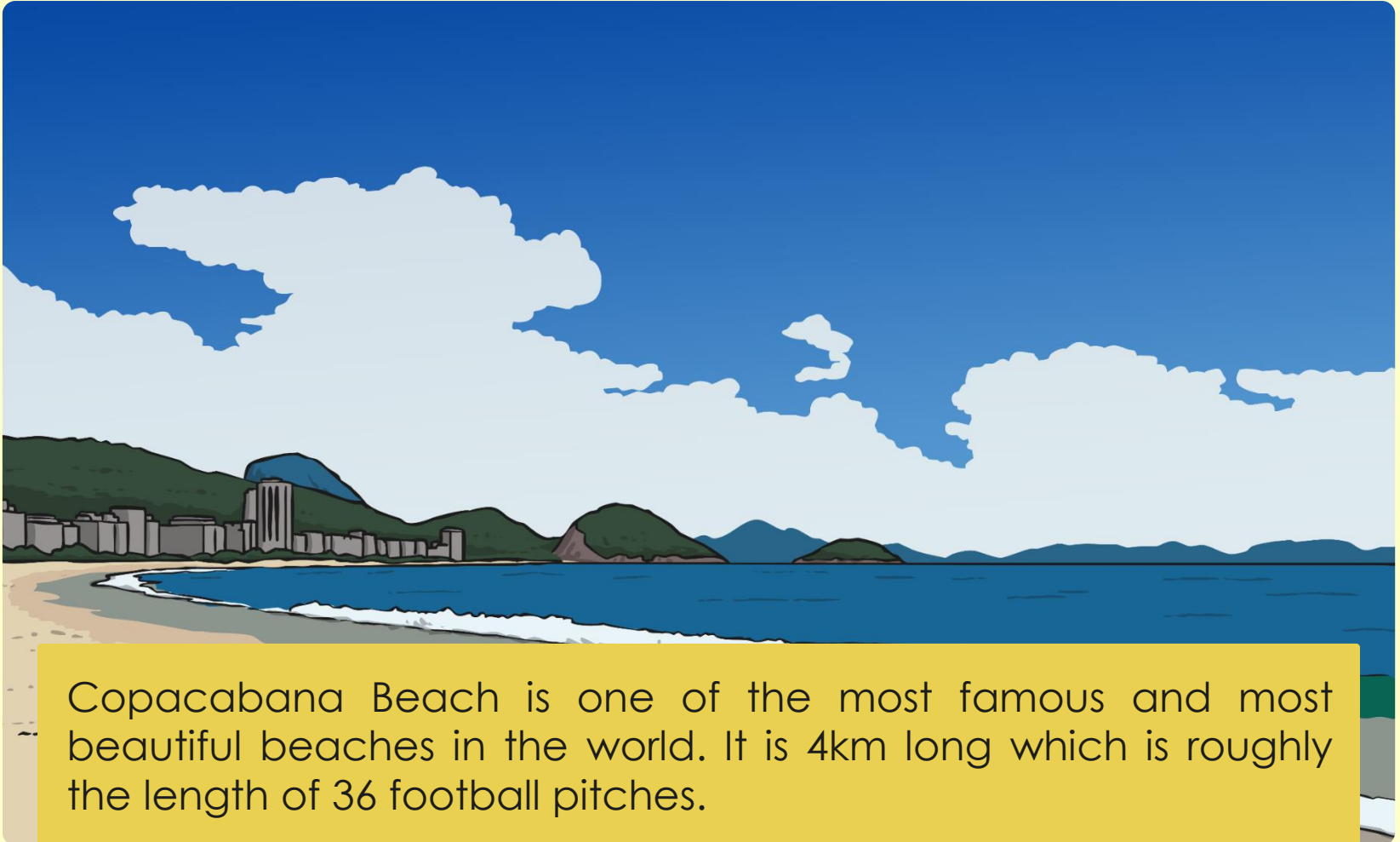
Sugarloaf Mountain is one of the world's most famous natural landmarks. The name comes from the mountain's resemblance to a sugarloaf. The top can be reached by cable cars and an amazing view across the city and bay can be seen from there.



Copacabana Beach

Click the link for help with 'Copacabana' pronunciation

<https://www.youtube.com/watch?v=o17ozSalqtk>



Copacabana Beach is one of the most famous and most beautiful beaches in the world. It is 4km long which is roughly the length of 36 football pitches.

Maracana Stadium

Football fans may like to visit this famous football stadium. It was named after the Rio Marcana, a river in Rio de Janeiro and many famous footballers have played here.



Theatro Municipal

The Theatro Municipal can be found in the city centre of Rio de Janeiro. It was built in 1905 and is thought to be one of the most beautiful and important theatres in the country.



Click the link for help with 'Municipal' pronunciation
<https://www.youtube.com/watch?v=4P2bcNa8cV0>

Tuesday 16th June 2020

English



Learning objective: to write a poem.

Steps to success

- Recap who in your family is a bit of a superhero from yesterday's lesson.
- Look at the superhero skills you recorded yesterday.
- Use the template below to record your own superhero poem.

My _____ is a superhero.

My **brother** is a superhero because he can...

o Write your poem, listing the reasons why your brother is a hero:
...makes pizza/ reads to me at night/ is amazing at football/ can
blow big bubble gum bubbles/ helps Mum in the garden.

In at least one of your lines, use the word 'and' to join two ideas together, for example...
makes amazing pizzas **and** reads to me at night.

<https://www.jollylearning.co.uk/resource-bank/hear-the-sounds/> - click on the link to hear the sounds

Phonics


Lesson 2

LO: to write and sound button igh

igh

Steps to Success:

- ✓ Read the sound
- ✓ Do the action
- ✓ Read the words in the big light bulb
- ✓ Sound button the words
- ✓ How many sounds in each word?



Sound buttons – dots for single letter sounds,
dashes for two or more letters for each sound.

MATHS

16.06.20

LO: to subtract from 20 using a numberline

Steps to Success:

- ✓ Read the number sentence
- ✓ Put pencil on first number
- ✓ Jump to the left <-----
- ✓ Do the number of jumps as the second number
- ✓ Circle the number you land on
- ✓ Write the answer in the box
- ✓ Check

$20 - 3 =$	0 1 2 3 4 5 6 7 8 9 10 11 12 13 14 15 16 17 18 19 20 -----
$9 - 4 =$	0 1 2 3 4 5 6 7 8 9 10 11 12 13 14 15 16 17 18 19 20 -----
$18 - 2 =$	0 1 2 3 4 5 6 7 8 9 10 11 12 13 14 15 16 17 18 19 20 -----
$10 - 6 =$	0 1 2 3 4 5 6 7 8 9 10 11 12 13 14 15 16 17 18 19 20 -----
$7 - 3 =$	0 1 2 3 4 5 6 7 8 9 10 11 12 13 14 15 16 17 18 19 20 -----
$2 - 2 =$	0 1 2 3 4 5 6 7 8 9 10 11 12 13 14 15 16 17 18 19 20 -----
$3 - 1 =$	0 1 2 3 4 5 6 7 8 9 10 11 12 13 14 15 16 17 18 19 20 -----
$11 - 8 =$	0 1 2 3 4 5 6 7 8 9 10 11 12 13 14 15 16 17 18 19 20 -----
$15 - 3 =$	0 1 2 3 4 5 6 7 8 9 10 11 12 13 14 15 16 17 18 19 20 -----
$6 - 1 =$	0 1 2 3 4 5 6 7 8 9 10 11 12 13 14 15 16 17 18 19 20 -----

$20 - 17 =$	0 1 2 3 4 5 6 7 8 9 10 11 12 13 14 15 16 17 18 19 20 -----
$12 - 4 =$	0 1 2 3 4 5 6 7 8 9 10 11 12 13 14 15 16 17 18 19 20 -----
$18 - 12 =$	0 1 2 3 4 5 6 7 8 9 10 11 12 13 14 15 16 17 18 19 20 -----
$10 - 3 =$	0 1 2 3 4 5 6 7 8 9 10 11 12 13 14 15 16 17 18 19 20 -----
$17 - 5 =$	0 1 2 3 4 5 6 7 8 9 10 11 12 13 14 15 16 17 18 19 20 -----
$12 - 2 =$	0 1 2 3 4 5 6 7 8 9 10 11 12 13 14 15 16 17 18 19 20 -----
$3 - 2 =$	0 1 2 3 4 5 6 7 8 9 10 11 12 13 14 15 16 17 18 19 20 -----
$20 - 8 =$	0 1 2 3 4 5 6 7 8 9 10 11 12 13 14 15 16 17 18 19 20 -----
$15 - 3 =$	0 1 2 3 4 5 6 7 8 9 10 11 12 13 14 15 16 17 18 19 20 -----
$19 - 11 =$	0 1 2 3 4 5 6 7 8 9 10 11 12 13 14 15 16 17 18 19 20 -----

Steps to Success:

- ✓ Read the number sentence
- ✓ Put pencil on first number
- ✓ Jump to the left <-----
- ✓ Do the number of jumps as the second number
- ✓ Circle the number you land on
- ✓ Write the answer in the box
- ✓ Check

Tuesday 16th June 2020

Creative

Learning objective: To create a Rio de Janeiro landmark brochure.

Steps to success

- Yesterday we learnt about Rio de Janeiro landmarks – how many can you remember?
- Check which three landmark you chose in the last lesson.
- Look at the brochure template (on the next slide).
- Create your own brochure– look back at yesterday's slides or research using the internet if you need to find out more information about the landmarks.



Landmarks in Rio de Janeiro





Wednesday 17th June 2020

English

Learning objective: to identify verbs.

Steps to success

- Look at Hunting for the Verbs (below)
- Read Super Daisy's Day with an adult – see if you can hear any verbs.
- Look closely at the Super Daisy's Day text – How many verbs can you find? There are 18 hiding! (Answers on slide after Super Daisy's Day text)
- Write down what a verb is.
- Use a highlighter, underline or copy the verbs you can find.

Hunting for the Verbs

Verbs are 'doing' or 'feeling' or 'being' words.

filled

glugged

believed

wondered

Often verbs have one of these in front of them

She

He

We

I

They

You

The name of a person, animal or thing

Super Daisy's Day



Daisy filled up her water bottle (with Super lemonade of course!) and tucked it into her special backpack. She pushed open the door of her house and climbed over the fence into the garden of her friends, Dylan and Gaby. They rushed over to meet her. Together, the three children planned what they were going to do with their day. They decided it was time for a race across the rooftops between Super Daisy and her arch-enemy, Cabbage Man! Daisy changed into her Super Daisy costume. She called Cabbage Man on her phone and arranged the challenge. At 10 o'clock the race started. Cabbage Man charged ahead and bounced from roof to roof but Super Daisy leaped over him with a mighty jump and shoved the limp Cabbage to the ground. The sun had steamed him into a mush! The children celebrated and glugged down the super lemonade. Hooray for Super Daisy!

Super Daisy's Day – the answers!



Daisy filled up her water bottle (with Super lemonade!) and tucked it into her special backpack. She pushed open the door of her house and climbed over the fence into the garden of her friends, Dylan and Gaby. They rushed over to meet her. Together, the three children planned what they were going to do with their day. They decided it was time for a race across the rooftops between Super Daisy and her arch-enemy, Cabbage Man! Daisy changed into her Super Daisy costume. She called Cabbage Man on her phone and arranged the challenge. At 10 o'clock the race started. Cabbage Man charged ahead and bounced from roof to roof but Super Daisy leaped over him with a mighty jump and shoved the limp Cabbage to the ground. The sun had steamed him into a mush! The children celebrated and glugged down the super lemonade. Hooray for Super Daisy!

Phonics

Lesson 3

LO: to listen and write words containing igh

igh

Words for dictation

high
sigh
thigh
sight
bright
flight

Steps to Success:

- ✓ **Read the sound**
- ✓ **Do the action**
- ✓ **Listen to the words**
- ✓ **Repeat the word and sound it out as writing**
- ✓ **Sound button the words**

Challenge

Can you put each word into a sentence?

MATHS

17.06.20

LO: to solve + and - calculations using a numberline

Steps to Success:

- ✓ Read the number sentence
- ✓ Put pencil on first number
- ✓ Jump to the left <----- for -
- ✓ Jump to the right ----> for +
- ✓ Do the number of jumps as the second number
- ✓ Circle the number you land on
- ✓ Write the answer in the box
- ✓ Check

1	$14 + 8 =$	11	$16 + 7 =$
2	$22 + 7 =$	12	$5 + 16 =$
3	$7 + 14 =$	13	$19 + 11 =$
4	$18 + 6 =$	14	$11 + 6 =$
5	$19 + 7 =$	15	$15 + 15 =$
6	$3 + 17 =$	16	$13 + 11 =$
7	$9 + 19 =$	17	$24 + 7 =$
8	$21 + 5 =$	18	$3 + 23 =$
9	$7 + 8 + 3 =$	19	$9 + 6 =$
10	$13 + 0 =$	20	$29 + 4 =$

Fill in the blank squares to complete the sums.

$$\square - \square = 20$$

$$\square - \square = 15$$

$$\square - \square = 20$$

$$\square - \square = 15$$

$$\square - \square = 20$$

$$\square - \square = 15$$

Challenge

Which symbol is missing from the calculations?

Is it + or -?

3	○	1	=	2	2	○	2	=	4
5	○	5	=	10	4	○	4	=	8
7	○	6	=	1	3	○	3	=	0
8	○	4	=	12	2	○	8	=	10
7	○	2	=	9	10	○	5	=	5
6	○	1	=	5	12	○	6	=	18
9	○	2	=	11	13	○	4	=	9
6	○	4	=	10	17	○	5	=	12
9	○	5	=	4	15	○	14	=	1
7	○	2	=	5	17	○	3	=	14
7	○	6	=	13	12	○	1	=	13
1	○	1	=	0	19	○	1	=	20

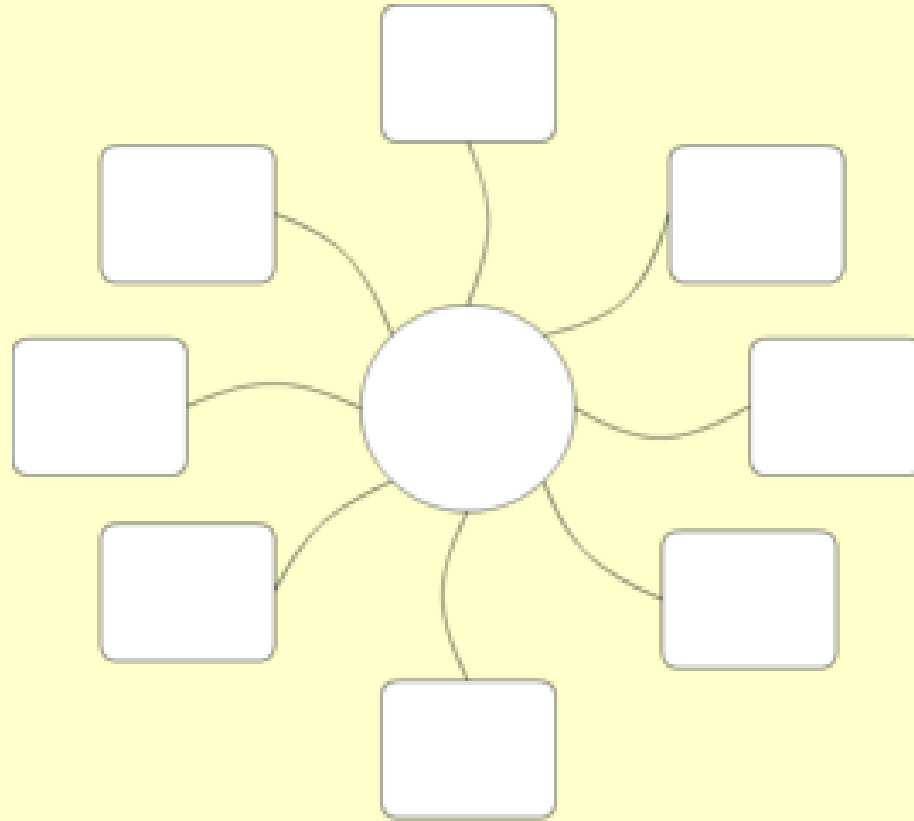
Wednesday 17th June 2020

Creative

Learning objective: to learn about traditional Brazilian foods.

Steps to success

- Recap your learning about Rio de Janeiro landmarks.
- Do you know any Brazilian foods?
- Look at the next 6 slides – read about the traditional food dishes with an adult.
- Make a spider diagram to record what you have learnt.





Brazilian food

Look at the traditional food on the next 5 slides.

Feijoada

Click the link for help with 'Feijoada' pronunciation

<https://www.youtube.com/watch?v=KjM8bBcF-R0>



Feijoada is a traditional dish made with meat and black beans. It is usually served in Rio on Wednesdays and Saturdays.

Tutu a Mineira



Tutu a Mineira is made with flour and bean paste and is served in all traditional Brazilian restaurants.

Moqueca (pronounced moo-kek-a)



Moqueca is a type of fish stew, it is cooked and served in a piping hot clay pot.

Brigadeiros



Brigadeiros are sweet balls made with condensed milk, cocoa powder, and butter. They are rolled into balls before rolling in chocolate sprinkles.

Moqueca (pronounced moo-kek-a)



Quindim is a glossy yellow sweet treat made with nothing more than eggs, sugar and coconut. Baked in cupcake-sized moulds, the bottom is toasted and golden, while the top is a smooth, firm custard.

Learning objective: to write in the past tense.

Steps to success

- Look carefully at the verbs in the text – do you notice anything that is the same for each verb? (-ed)
- Read the definition in the blue box
- Turn each of the verbs (on the next slide) into the past tense by adding -ed
- Read the challenge words – these verbs don't need -ed to turn them into past tense.
- Write a superhero sentence using one of the past tense verbs you have written.
E.g Daisy soared over the massive wall.


Words have 'ed' at the end if they are past tense – describing something that has already happened, in the past.

Super Daisy's Day – the answers!



Daisy filled up her water bottle (with Super lemonade!) and tucked it into her special backpack. She pushed open the door of her house and climbed over the fence into the garden of her friends, Dylan and Gaby. They rushed over to meet her. Together, the three children planned what they were going to do with their day. They decided it was time for a race across the rooftops between Super Daisy and her arch-enemy, Cabbage Man! Daisy changed into her Super Daisy costume. She called Cabbage Man on her phone and arranged the challenge. At 10 o'clock the race started. Cabbage Man charged ahead and bounced from roof to roof but Super Daisy leaped over him with a mighty jump and shoved the limp Cabbage to the ground. The sun had steamed him into a mush! The children celebrated and glugged down the super lemonade. Hooray for Super Daisy!

Daisy's Verbs



*Uh oh! Daisy is cross because her verbs are not in the past tense.
Help her by rewriting her verbs in the past tense.*

lift	
kick	
soar	
chuck	
shout	

Challenge

Run

Think

Spelling

Lesson 4

LO: to spell words containing igh





igh

Steps to Success:

- ✓ **Read the spelling list**
- ✓ **Highlight igh sounds in words.**
- ✓ **Sound button the words**
- ✓ **Copy each word carefully**
- ✓ **Cover each word and try to spell it**
- ✓ **Check the word**
- ✓ **Try again**

Challenge

Can you put each word into a sentence?

Look 	Copy 	Cover and Write 	Cover and Write 
<i>lip</i>			
<i>his</i>			
<i>went</i>			
<i>night</i>			
<i>high</i>			
<i>might</i>			
<i>light</i>			
<i>any</i>			
<i>many</i>			
<i>frightening</i>			

MATHS

18.06.20

LO: to count forwards and backwards to and from 100

Steps to Success:

- ✓ Practice counting to and from 100
- ✓ Use a hundred square to help

1	2	3	4	5	6	7	8	9	10
11	12	13	14	15	16	17	18	19	20
21	22	23	24	25	26	27	28	29	30
31	32	33	34	35	36	37	38	39	40
41	42	43	44	45	46	47	48	49	50
51	52	53	54	55	56	57	58	59	60
61	62	63	64	65	66	67	68	69	70
71	72	73	74	75	76	77	78	79	80
81	82	83	84	85	86	87	88	89	90
91	92	93	94	95	96	97	98	99	100

Forward:

1. 1, 2, 3, 4, 5, __, __, __, __, __,
2. 11, 12, 13, 14, 15, __, __, __, __, __,
3. 23, 24, 25, 26, 27, __, __, __, __, __,
4. 41, 42, 43, 44, 45, __, __, __, __, __,
5. 77, 78, 79, 80, 81, __, __, __, __, __,
6. 92, 93, 94, 95, 96, __, __, __, __, __,

Backwards:

1. 10, 9, 8, 7, 6, __, __, __, __, __,
2. 17, 16, 15, 14, 13, __, __, __, __, __,
3. 27, 26, 25, 24, 23, __, __, __, __, __,
4. 39, 38, 37, 36, 35, __, __, __, __, __,
5. 86, 85, 84, 83, 82, __, __, __, __, __,
6. 107, 106, 105, 104, 103, __, __, __, __, __,

Challenge

- Close your eyes
- Point to a number on the hundred square
- If you picked an even number count forwards
- If you picked an odd number count backwards

How far can you get in 10 seconds?

Steps to Success:

- ✓ Use a hundred square to help
- ✓ Read the sequences
- ✓ Fill in the missing numbers
- ✓ Check using the 100 square

1.	1	2		4		6	7			10
2.	91		93		95	96	97			100
3.		22			25	26		28	29	
4.		72	73		75	76				80
5.	41			44	45	46				49
6.			33	34			37			39
7.		62		64				68		
8.	11		13		15			18	19	20
9.	81		83	84			87			
10.	51	52	53				57		59	60

Steps to Success:

- ✓ Use a hundred square to help
- ✓ Read the sequences
- ✓ Fill in the missing numbers
- ✓ Check using the 100 square

Thursday 18th June 2020

Creative


Learning objective: to create a traditional Brazilian menu.


Steps to success


- Yesterday we learnt about traditional Brazilian food – can you remember any of the dishes?
- Choose 3 dishes you find interesting.
- Look at the menu template (on the next slide)
- Create your own menu.



Menu







Learning objective: to answer questions.

Steps to success

- Use your phonic skills to read the Taking Care of a Dog text.
- Listen to the questions (larger on next slide)
- Look at the text to find the answer and to help with spelling.
- Record your answers.

1. Which body part does a dog not have?
Circle the answer.

Feather Fur Paws

2. What do dogs eat when they are born?
Tick one box.


- Milk
- Biscuits
- Food

3. What do you call a group of puppies when they are born?
Write your answer on the line.

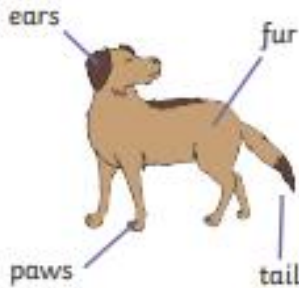

4. How often should dogs go for walks?
Write your answer on the line.


5. Find and copy one word that means 'get'.


Taking Care of a Dog




Having a dog is really fun because they love to play and go for long walks. You can teach them tricks and get them to fetch balls.

<p>What does a dog look like?</p> 	<p>What does a dog need?</p> 
<p>What is a baby dog called? Baby dogs are called puppies. Dogs give birth to lots of puppies in what is called a litter. When they are born, they are looked after by their mummy, who gives them milk to drink.</p>	<p>How do I keep my dog healthy? Dogs need to run and play to stay healthy. They also need to go for walks every day and eat the right foods.</p>







Remember!
Owning and caring for a dog is a big responsibility.

1. Which body part does a dog not have?
Circle the answer.

Feather

Fur

Paws

2. What do dogs eat when they are born?
Tick one box.

Milk

Biscuits

Food

3. What do you call a group of puppies when they are born?
Write your answer on the line.

4. How often should dogs go for walks?
Write your answer on the line.

5. Find and copy one word that means 'get'.

Grammar and Punctuation

Lesson 5

LO: to understand and identify adjectives

Steps to Success:

- ✓ An adjective describes a noun
- ✓ Look at the snakes.
- ✓ Colour them to match the adjectives.
- ✓ Read the sentences.
- ✓ Highlight the adjectives.

1.The small cat is black and white.

2.Jim drives a red tractor.

3.The fluffy sheep are on the tall, steep hills.

4.On Andrew's farm, there are noisy cows, big horses and feathery chickens.

5. Holly's skirt had blue flowers and green leaves.

6.My pencil case has a long pencil, a magic rubber and a purple pen.

MATHS

19.06.20

LO: to understand the language of: equal to, more than, less than (fewer), most, least and compare numbers and objects

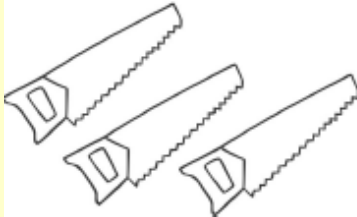
Steps to Success:



- ✓ Read through the key words
- ✓ What do they mean?
- ✓ Practice writing them
- ✓ Look at the pictures – which has more/less?
- ✓ Compare the objects to 5
- ✓ Write whether the objects are more than, equal to or less than
- ✓ Identify which has the most and the least objects.

- Read through the key words
- What do they mean?
- Practice writing them

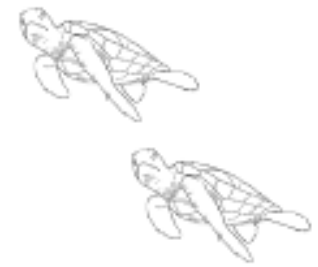



More than	Less than	Equal to	Most	Least

Look at the pictures – which has more/less?






e.g. Fewer than 5




- Compare the objects to 5
- Write whether the objects are more than, equal to or less than
- Identify which has the most and the least objects.

















We can use symbols to mean more than or less than....

Greater Than Crocodile (>)



Less Than Crocodile (<)



 <input type="text" value="7"/>	$<$	<input type="text" value="10"/> 
 <input type="text"/>		 <input type="text"/>
 <input type="text"/>		 <input type="text"/>
 <input type="text"/>		 <input type="text"/>
 <input type="text"/>		 <input type="text"/>
 <input type="text"/>		 <input type="text"/>
 <input type="text"/>		 <input type="text"/>
 <input type="text"/>		 <input type="text"/>

- Count the objects
- Write the number
- Choose the correct symbol
- Write it in the middle

Remember:

< less than

> more than

12 35

43 27

36 41

28 92

46 32

88 56

22 22

8 10

88 91

77 77

21 98

58 57

96 95

16 16

- Choose the correct symbol
- Write it in the middle

Remember:

< less than

> more than

= same as