


Hello everybody 😊

You're all doing brilliantly. Keep up the great work.

Stay safe. Keep smiling. Take care.

From your Reception teachers



Remember reading daily is one of the best things you can do to practise your phonics. You can log in to the Oxford Owl website to view their range of ebooks too.

There are daily phonics lessons you can watch as well:

https://www.youtube.com/channel/UCP_FbjYUP_Utl_dV2K_-niWw



Monday

LO: To recognise the /f/ graphemes

To segment and blend /f/ words for reading and spelling

f

ff

ph

Can you read these sounds?
Can you think of some words
with the /f/ sound in?



Phonics

Jolly phonics songs:
<https://www.youtube.com/watch?v=U2HYM9VXz9k>

Tricky words

Can you read these words?

could

would

should

asked

called

looked

LO: To listen to the story 'The very hungry caterpillar'.

<https://www.youtube.com/watch?v=75NQQK-Sm1YY>

What are your favourite foods. Write a list of the things you would have chosen to eat if you were the hungry caterpillar.

Can you use alliteration to describe some of the food? (e.g. lovely lollipops, scrumptious strawberries)



LO: to double a quantity



Grown-ups:

- Ask your child what does 'double' mean?
- Clarify that it means the same amount twice
- Ask your child to think about Topsy and Tim – twins. One twin will need one bag, two twins will need two bags. One twin will need three biscuits, two twins will need six biscuits
- Using small objects, ask your child to give Topsy 4 objects. How many will be needed for Topsy and Tim – double 4 is?
- Explore doubles up to double 5 is 10. If your child is very confident they can try up to double 10 is 20.
- Challenge: ask your child to set you a doubling problem for Topsy and Tim





Tuesday

LO: To recognise the /f/ graphemes

To segment and blend /f/ words for reading and spelling

f

ff

ph

Look at the next slide.

Ask your grown up to read the story. Shout out whenever you hear a word with an /f/ sound.



Phonics

Jolly phonics songs:
<https://www.youtube.com/watch?v=U2HYM9VXz9k>

Tricky words

Ask your grown up to read these words. Can you spell the words correctly?

could

would

should

asked

called

looked



Frankie and Fred

f', 'ff' and 'ph' Phoneme Spotter Story

Frankie the dolphin was the fastest fish in the sea. She was always the first to cross the finish line when the fish had races. She was also a very fit fish. She could lift fifty shells with one flipper and balance five rocks on her fin! She won a lot of prizes.



Frankie's best friend was Fred the flounder. Fred was not the fastest fish. One day, Fred was feeling very fed up. "I'll never be first," said Fred with a sniff. "I always fail and it's just not fair!"

Sophie the puffer fish heard Fred say this, and wanted to help him feel better. She came up with a plan...



First, she talked to the staff at Fred's school. "Fred isn't fast but he's very good at phonics," said his teacher, Miss Cliff. "He can read all the letters in the alphabet!"

Then she spoke to Fred's family. "Fred might not be fast, but he's so helpful and thoughtful," said Fred's father. "He helps his brothers and sisters find things they have lost. He even helps to look behind the sofa!"




Then she spoke to Fred's family. "Fred might not be fast, but he's so helpful and thoughtful," said Fred's father. "He helps his brothers and sisters find things they have lost. He even helps to look behind the sofa!"

Finally, Sophie talked to Frankie. "Fred doesn't need to be fast to be a fab friend," said Frankie. "We always have so much fun. Sometimes he makes me laugh until I'm out of puff!"

Sophie and Frankie made Fred a gold trophy out of sand. On the trophy it said:

First

For being the best at phonics and the alphabet!
For being a helpful and thoughtful family member!
For being the most fun friend!



When they gave Fred the trophy he felt chuffed! "I didn't know you could be first at all that stuff," he said.

The plan was a triumph and Fred finally believed that he was a fantastic fish, just like his friend.








LO: to create a food diary for the hungry caterpillar.

Design and write a food diary for the hungry caterpillar. Try to add how many of the items he ate too.

What did you eat today? Could you write your own food diary entry for the day?



Food Diary	
Monday	
Tuesday	
Wednesday	
Thursday	
Friday	
Saturday	
Sunday	




LO: to double a number

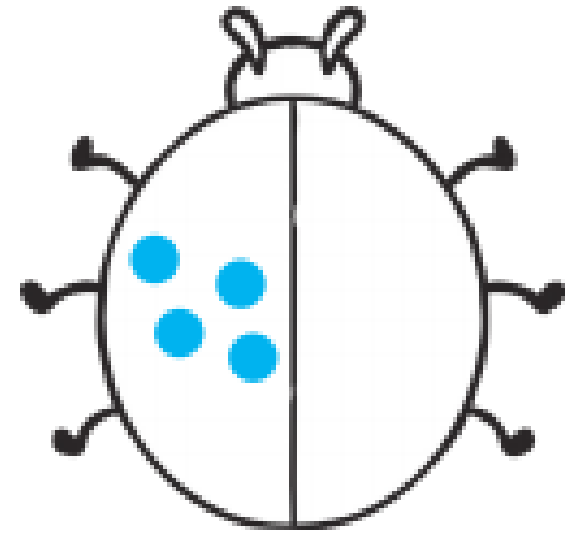
Grown-ups:

- Recap - what does 'double' mean?
- Clarify that it means the same amount twice
- Using flashcards up to 5 or using a dice up to double 6, ask your child to get the number of objects. Explain you want the same amount so that they will have to double the quantity/number.
- Explore doubles up to double 5 is 10. If your child is very confident they can try up to double 10 is 20.
- Have a look at the ladybirds and ask you child to draw/say double the number.
- Challenge: can you child write a number sentence for doubling? $4+4= 8$

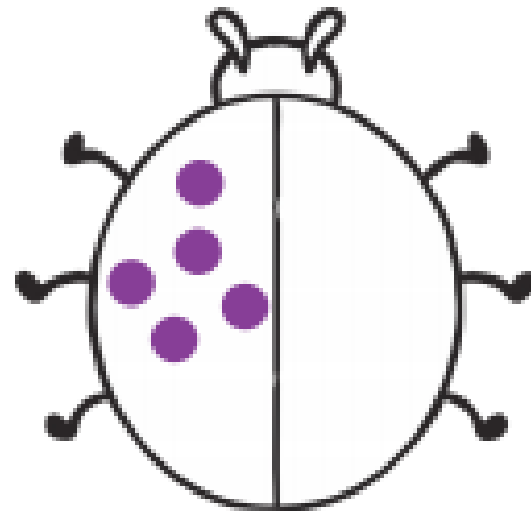




Double 1 is _____

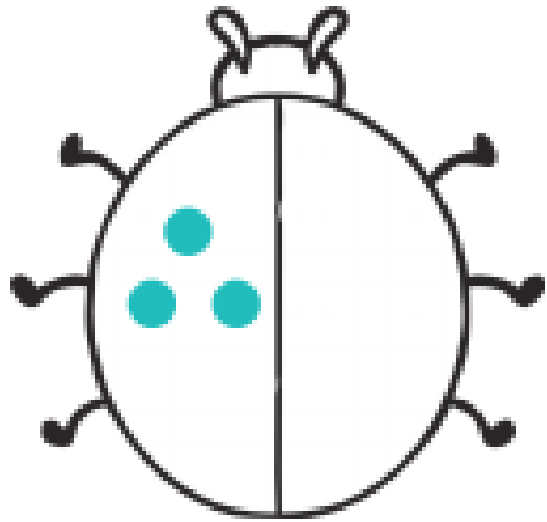


Double 4 is _____




Double 5 is _____





Double 3 is _____



Double 2 is _____





$1+1=$ _____



$2+2=$ _____



$3+3=$ _____



$4+4=$ _____



$5+5=$ _____





$6+6=$ _____



$7+7=$ _____



$8+8=$ _____



$9+9=$ _____



$10+10=$ _____



Wednesday

LO: To recognise the /f/ graphemes

To segment and blend /f/ words for reading and spelling

f

ff

ph

Look at the next slides.
Complete the /f/ activity.



Phonics

Jolly phonics songs:
<https://www.youtube.com/watch?v=U2HYM9VXz9k>

Tricky words

Can you write some sentences using these words? Remember finger spaces and full stops.

could
would
should
asked
called
looked



Can you read these words?

Can you put the sound buttons underneath?

prophet

orphan

elephant

dolphin




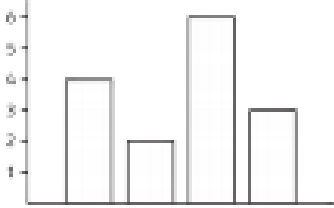




alphabet




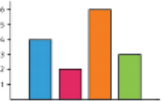






Find and Write the 'ph' Words

Write the words and then colour the pictures with a 'ph' sound in them.



 [] a l e	 d o l [] i n	 p []
 g r a []	 m u [] i n	 [] o n e
 s [] i n x	 a l [] a b e t	

 wh a l e	 d o l p h i n	 p a w
 g r a p h	 m u f f i n	 p h o n e
 s p h i n x	 a l p h a b e t	



LO: to write captions and labels.

Think of a healthy and unhealthy meal for another hungry caterpillar. Draw a picture of it and label what you have included. Which one is healthy / unhealthy? Why do you think that?



 Wednesday 

LO: to solve doubling challenges


Maths

Grown-ups:

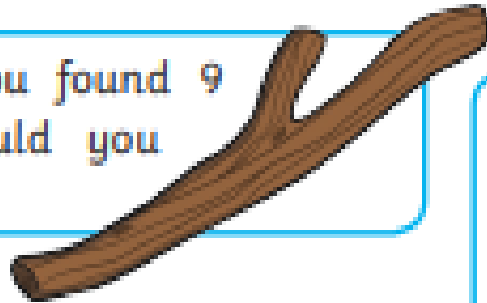
- Recap and practise some practical doubling
- Can you child write a doubling addition sentence?
- Challenge: complete the doubling challenges using things around your home or garden




If a ladybird has 4 spots on one side and 4 spots on the other side, how many does she have in total?
Double 4.




Collect 9 sticks. If you found 9 more, how many would you have altogether?



Collect 3 leaves outside. Collect 3 more. How many do you have altogether?




Draw 7 caterpillars on a large leaf. Double the amount. How many caterpillars are there in total? Draw all the caterpillars and count them to check.





Jordan made 6 cupcakes for her class, but she needs to make more. There are double that number of children in her class. How many cupcakes does she need in total? Can you make that many cupcakes?

Some preschool children visit your class for an afternoon. There are usually 10 children in your class but today there are double that amount. How many children are there altogether?



Thursday

LO: To recognise the /f/ graphemes

To segment and blend /f/ words for reading and spelling

f

ff

ph

Look at the next slide.
Complete the /f/ activity.



Phonics

Jolly phonics songs:
<https://www.youtube.com/watch?v=U2HYM9VXz9k>

Tricky words

Can you write some sentences using these words? Remember finger spaces and full stops.

could
would
should
asked
called
looked



Phase 5 Real and Nonsense Words For ph

There are many different words spelt with 'ph'.

Can you spot which words are real and which are nonsense below?

Fill in your key with a different colour for real words and nonsense words then colour in the correct boxes below.

Key

Real Words

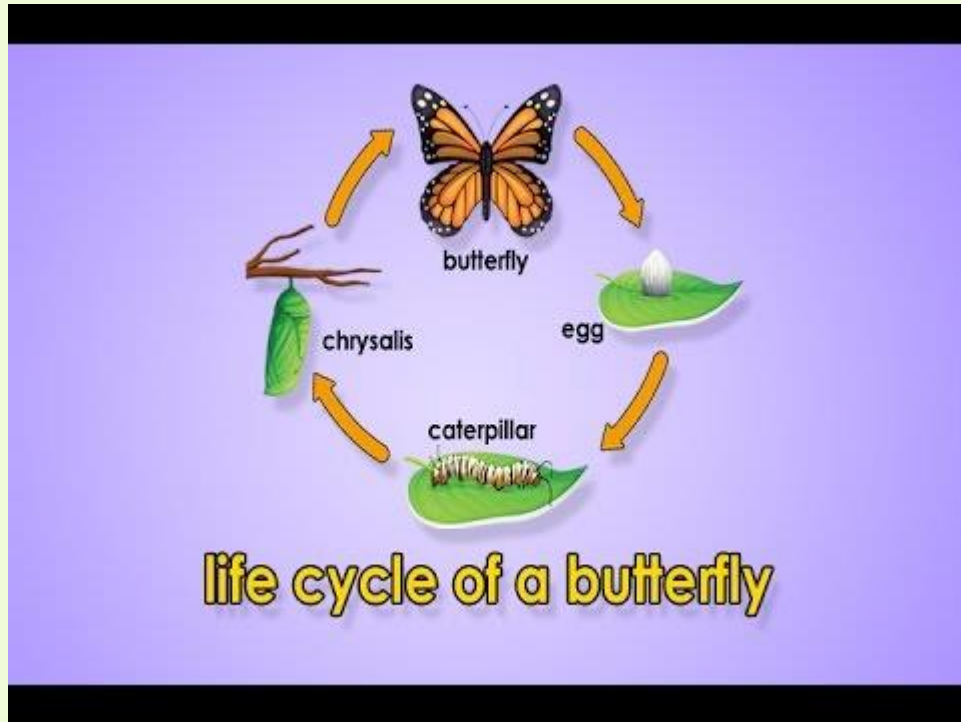
Nonsense Words



phonit	phopics	phlot	trophy
alphabet	elephant	phol	phonics
nephew	phream	dolphin	dalpha
belpha	graph	phantob	phone
sphere	microphone	stolphin	cholphabet



LO: To create a life cycle.



Explore life cycles. Talk about the life cycle of a butterfly. Can you write down the stages of its life.





LO: to find half of a shape





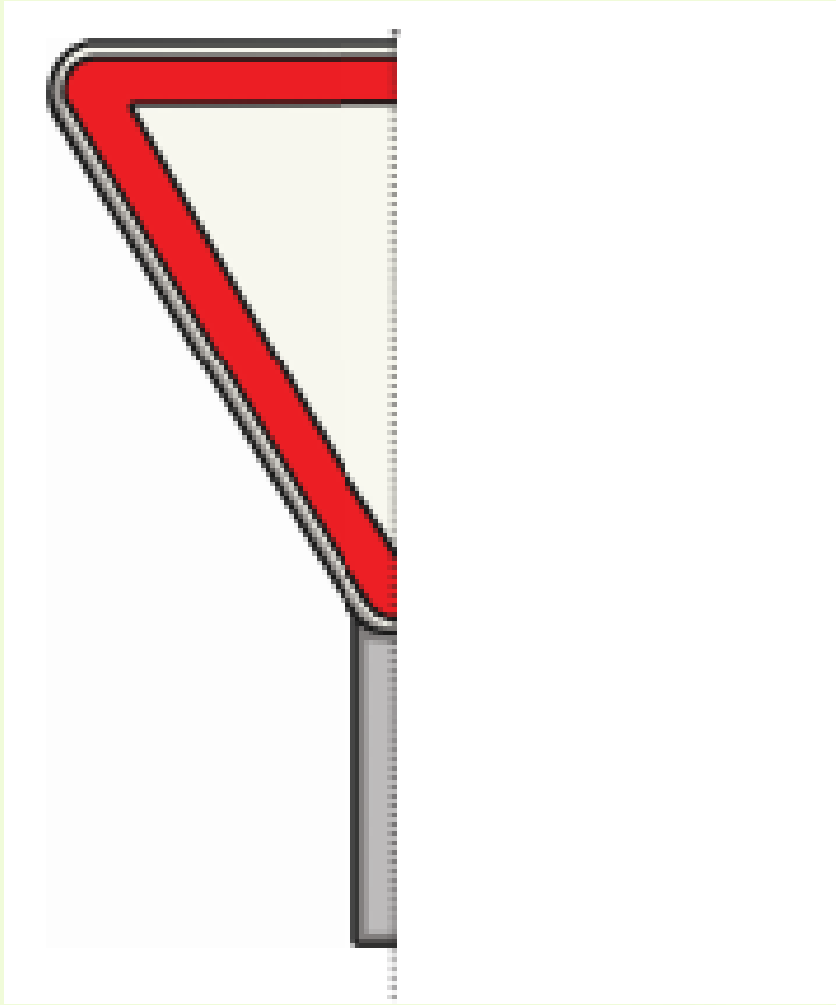

Grown-ups:

- Using a whole piece of fruit or a biscuit/slice of bread ask your child if you can half each
- What do you need to do to make a whole into two halves?
- The fruit/biscuit/bread needs to be split into two equal sized pieces
- Ask your child to chop/tear the food in half
- Find other objects that could be split/folded in half e.g. piece of paper, t-shirt. Link to symmetry – each half must be exactly the same/reflected.
- On the following slides, cut out/draw where half the fruit would be
- Ask your child to draw the missing half of the shape
- Challenge: make matching half game, drawing shapes or pictures showing a line to split in half











LO: To recognise the /f/ graphemes

To segment and blend /f/ words for reading and spelling

f

ff

ph

Think of a word with /f/ in.

Can you write a sentence with that word in?



could
would
should
asked
called
looked

Phonics

Jolly phonics songs:
<https://www.youtube.com/watch?v=U2HYM9VXz9k>

Tricky words

Can you write some sentences using these words? Remember finger spaces and full stops.



Friday



English

LO: to retell the story.

Who is the author of the story? What is an author's job?

Pretend to be an author. Retell the story and write it down. What could have happened to the butterfly next? Can you continue the story.

The story cards are arranged in two rows of six. Each card has a title, an illustration, and a text box.

- Card 1 (Sunday):** A caterpillar is eating a green leaf. Text: "I'm Hungry. He ate through 1 green leaf."
- Card 2 (Monday):** A caterpillar is eating a red apple. Text: "I'm still Hungry. He ate through 1 apple."
- Card 3 (Tuesday):** A caterpillar is eating two pears. Text: "He ate through 2 pears."
- Card 4 (Wednesday):** A caterpillar is eating three plums. Text: "He ate through 3 plums."
- Card 5 (Thursday):** A caterpillar is eating four strawberries. Text: "I'm still Hungry. He ate through 4 strawberries."
- Card 6 (Friday):** A caterpillar is eating five oranges. Text: "I'm still Hungry. He ate through 5 oranges."
- Card 7 (Saturday):** A caterpillar is surrounded by various foods. Text: "He ate through 1 chocolate cake, 1 ice cream, 1 pickle, 1 slice of cheese, 1 salmon, 1 lollipop, 1 cherry pie, 1 cup cake and 1 watermelon."
- Card 8 (Saturday):** A sick-looking caterpillar. Text: "I'm sick! After that, at night he felt sick."
- Card 9 (Sunday):** A large, healthy caterpillar. Text: "I'm better! He ate through 1 green leaf and felt better. He was now big and fat."
- Card 10 (2 weeks):** A brown cocoon. Text: "He build a small cocoons house and stayed there for about 14 days. (2 weeks)"
- Card 11 (Butterfly):** A colorful butterfly. Text: "When the caterpillar came out. He was a beautiful butterfly."
- Card 12 (Butterfly Life Cycle):** A circular diagram showing the stages: Egg, Caterpillar, Cocoon, and Butterfly.




LO: to find half of an amount



Grown-ups:

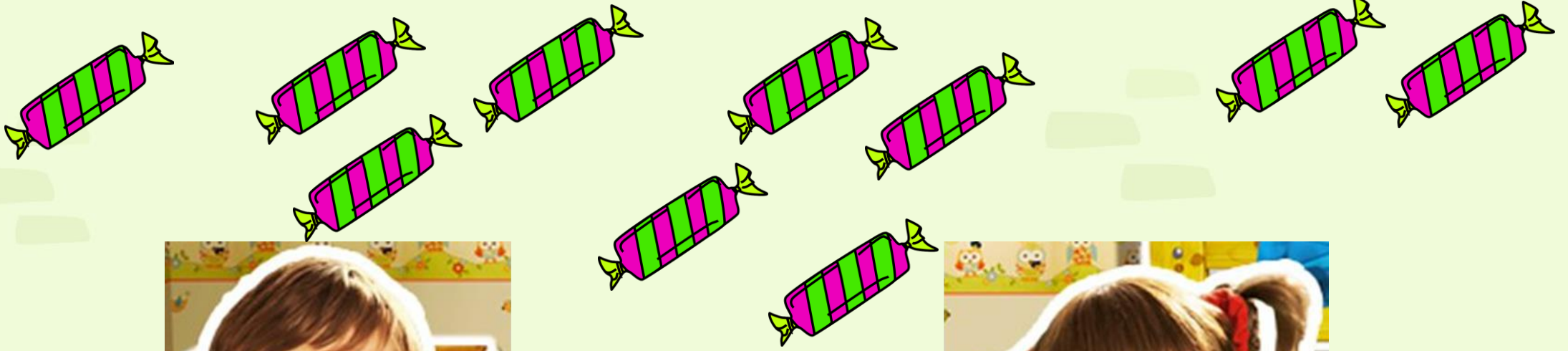
- Explain that Topsy and Tim are very good at sharing, they split all their things in half, to make sure it is fair
- If Nan gives them 2 sweets and they have half each, how many will they have each? Use objects to find out – show giving one each
- Explore with other even number (2, 4, 6, 8, 10) quantities up to half of ten. Model sharing them out – “one for you, one for you” until all the sweets/objects have been shared equally between the two of them
- Say “half of six sweets is three sweets each.”
- Challenge: can your child set up a halving problem for Topsy and Tim?
- Note: even numbers will share half equally between two. If there is “one left over” put it to one side as “one left over.”





What is half of six raspberries?





What is half of ten sweets?





Remember:



- **Stay home.**
- **Stay safe.**
- **Be happy.**

