
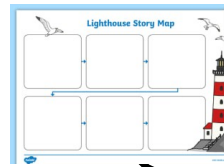


Phonics/Reading Opportunities



- Read or listen to The Lighthouse Keepers Lunch by Ronda and David Armitage. <https://www.youtube.com/watch?v=46wCRq50Wwg>
- Can you retell the story? You can reread the story yourself or draw pictures. <https://www.twinkl.co.uk/resource/lighthouse-themed-story-map-activity-sheets-t-tp-69804>

- You can read other Light house stories by Ronda and David Armitage.
- Draw letters outside using chalk and throw water balloons at the letters in your name.



Get creative


- Create your own sand by crushing up Cheerios or putting them in a blender.
- Using different materials create a under the sea collage.
- Make a fish bowl dessert using blue jelly and fish sweets. Or make a healthy boat snack by putting jelly and berries in half a orange then add a sail.



Maths Opportunities


- Make a exercise dice e.g. 1 spin, 2 squats, 3 star jumps, 4 toe touches, 5 hops and 6 kicks. You can add the numbers to this template.

Gross Motor Roll and Exercise



<https://www.twinkl.co.uk/resource/us-a-167-gross-motor-roll-and-exercise-activity>

- Use the star dice to colour in the fish. <https://www.twinkl.co.uk/resource/t-t-22326-the-rainbow-fish-colourful-counting-resource-pack>



Get outdoors

- Make your family using sticks and other materials.
- Write your name using natural materials or mark make with a stick in mud.
- Freeze natural materials or sea creatures. How can you get them out?



- Practice your number formation outside. You can use chalk or a paint brush with glitter water.



Theme: Seaside Holidays

