

Nursery Home Learning

Week beginning:13.07.20

Our topic this half term is Seaside Holidays

Phonics: Using your letters and sounds to make a Travel Agents.

Learning objective:

Recognise the letter and say the sound it makes correctly.

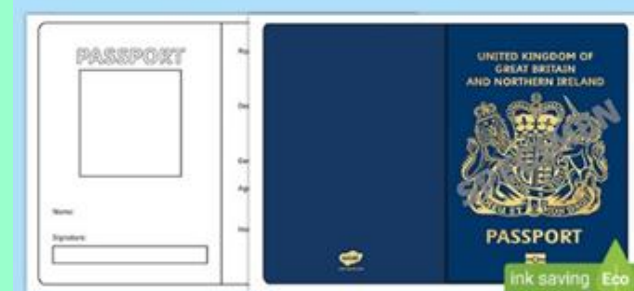
Begin to form recognisable letters.

Monday



Steps to success:

- Listen to the Jolly Phonics song: (<https://www.youtube.com/watch?v=1Qpn2839Kro>)
- Using your phonics knowledge make your own passport. You can draw a picture of yourself and write your name. <https://www.twinkl.co.uk/resource/t-t-1078-british-passport-template>
- Look at a globe or world map. Where would you go on holiday? What sound do the countries begin with?
- Create your own Travel Agents role play. <https://www.twinkl.co.uk/resource/t-t-1082-travel-agents-role-play-pack>



Where are you going?

Dress up and make some glasses.



Maths: Find, colour and count.

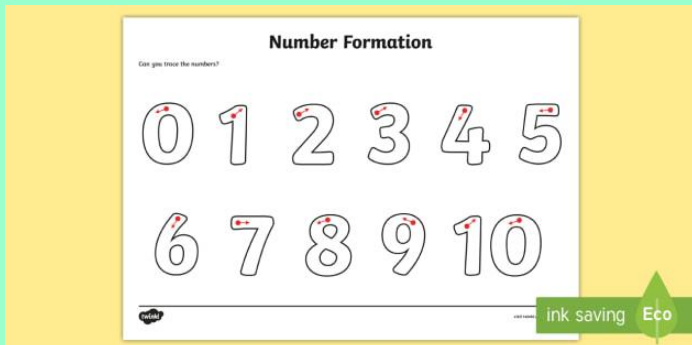
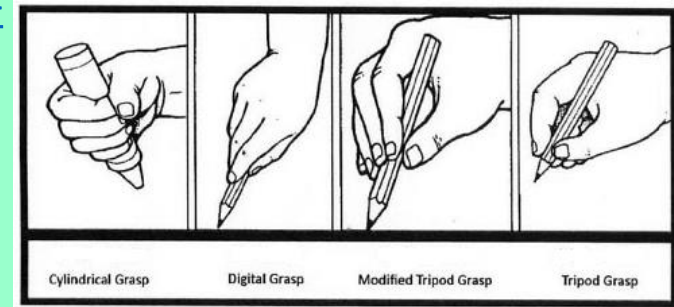
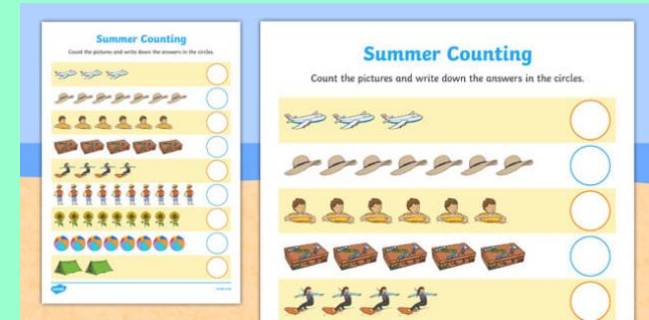
Learning objective:

Count the items and write the numeral.




Steps to success:

- Play I-spy and count to ten. <https://www.twinkl.co.uk/resource/t-tp-1327-summer-i-spy-and-count-activity-to-10>
- Complete the Summer Counting worksheet. <https://www.twinkl.co.uk/resource/t-t-1042-my-counting-worksheet-summer>
- Count to ten.
- Practice writing your numerals to draw recognisable numbers. <https://www.twinkl.co.uk/resource/t-n-544-number-formation-worksheet>



Watch this video.



Creative: Get creative with food.

Learning objective: Using food to represent objects.

Add toys to your sand or mark make using your finger.



Steps to success

- Create your own sand by crushing up Cheerio's or putting them in a blender.
 - Make a fish bowl dessert using blue jelly and fish sweets.
- Or
- Make a healthy boat snack by putting jelly and berries in half a orange skin then add a sail.



Sweet Strawberries:
How do strawberries grow?



Find out where your food has come from with Tesco's Farm to Fork;

<https://www.youtube.com/watch?v=QzMYnxhlbcc>



Tuesday

Phonics: All about letters

Learning objective:

Use your mark making and writing skills to make a holiday brochure.



Steps to success:

- Create a holiday brochure or leaflet on a place you have visited or wish to visit.
- Try writing sounds/letters.
- Use the internet to find more information.
- You can cut pictures and words out from the internet or brochures/leaflets and stick them on yours.
- Use this travel Holiday Brochure from twinkl.

<https://www.twinkl.co.uk/resource/t-t-18930-editable-holiday-brochure-template>



Ideas;
Camping, Peppa Pig World,
Lego Land, Disney Land, a
different country.

| Holiday Brochure | Things to see | Where to go |
|------------------|---------------|-------------|
| | | |
| | | |


| Holiday Brochure | Things to see | Where to go |
|------------------|---------------|-------------|
| P p W | r | h |
| | | |

Maths: Singing number songs


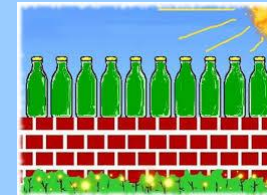
Learning objective: Make singing sticks then sing the number songs. Use your fingers when counting to represent the amount.

Steps to success:

- Draw or print a picture to represent your number song. E.g for the song Five little speckled frogs draw a frog.
- Stick the picture on a lollipop stick or straw.
- Put all the singing sticks you have made altogether in a cup.
- Choose a singing stick and sing the song.
- When singing the song use your fingers to help you represent the numbers.
- Do you understand one less?




Number Songs
Five little ducks went swimming one day
Five little speckled frogs
Ten in a bed
Five cheeky monkeys
Ten green bottles
1,2,3,4,5 once I caught a fish alive
Five little men in a flying saucer
5 current buns



Creative: Ice play

Learning objective: Investigate how to get the items out of the ice using different tools.



Steps to success:

- Freeze natural materials, sea creatures or your favourite toy.
- You can put them in cups, a lunch box, or rubber gloves.
- Talk about how the water has changed.
- Investigate how can you get the items out?
- Can you predict what will happen.
- Use describing words.


smooth

cold

Transparent



hard




Wednesday

Phonics: Listen to different stories.

Learning objective:

Writing opportunities to link with stories.



Listen to these stories.

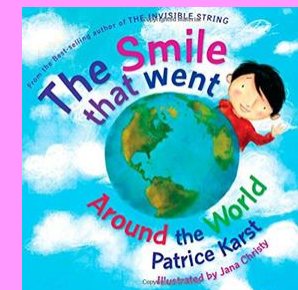


Steps to success:

- Listen to The World's Family

https://www.youtube.com/watch?v=ni_at59TzMA

- Read or listen to the stories "A Ticket Around the World" by Natalie Diaz and "The Smile that went Around the World" by Patrice Karst



- Using your letters make a train ticket or boarding pass.
- Draw a picture or write about what makes you smile.
- How did you hold your pencil?
- Think about your letter formation.




<https://www.twinkl.co.uk/resource/t-t-2810-editable-airline-boarding-pass>

Greet people in different languages



Aloha

Ni hao



Ciao



<https://www.twinkl.co.uk/resource/t-t-8081-blank-train-ticket-template>



Maths: Looking at time.


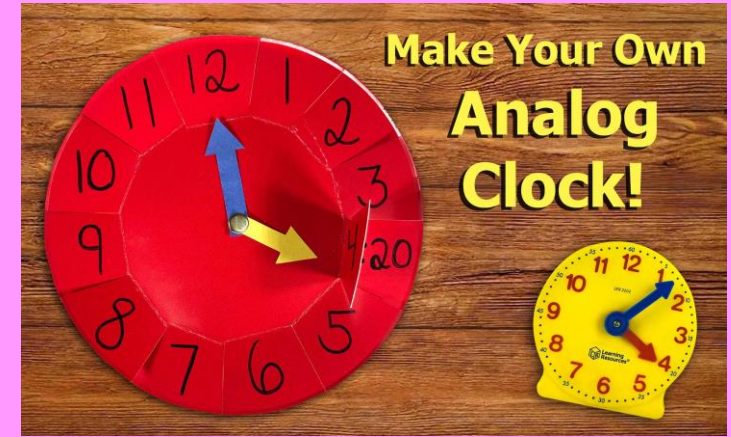
Learning objective: Create a clock using numerals 1-12 and sequence the day.

Steps to success:

- Look at the clocks in your home.
- Make a clock using a paper plate. You can use a split pin to attach the hands.
- Add numerals onto your clock. It may be easier if you add 12, 3, 6 and 9 first.
- Practice saying the number with o'clock after it.
- Talk about what you might do at these times. E.g at 12 o'clock I eat my lunch.

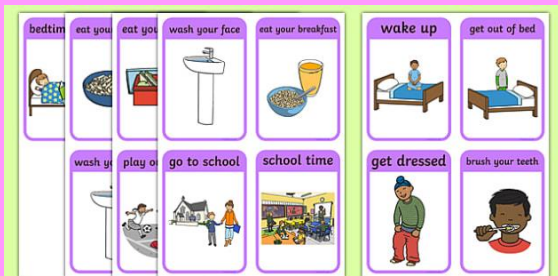
Using your clock you can play;

What's the Time Mr Wolf?



You can sequence these pictures around your clock.

<https://www.twinkl.co.uk/resource/daily-routine-sequencing-pictures-t-c-103>



Creative: Make a fan.

Learning objective:

Look at different cultures and make a fan.



<https://www.youtube.com/watch?v=0bXcblhghY>

How to make a fan.

Steps to success:

- Choose to make a Spanish or Japanese fan.
- Watch the you tube videos to see which style fan you would like to make.
- You can decorate your fan with pictures and patterns.
- Once your fan is finished you can dance with your fan or use it on hot days.

<https://www.youtube.com/watch?v=EUKY-RVDSIc>



<https://www.youtube.com/watch?v=mvfYD93HSSw>



Try writing your name using Japanese letters.

https://www.youtube.com/watch?time_continue=16&v=hgitRq_0410&feature=emb_logo

| A | B | C | D | E | F | G | H | I |
|---|---|---|---|---|---|---|---|---|
| 际 | 家 | 加 | 束 | 节 | 姐 | 届 | 津 | 京 |
| J | K | L | M | N | O | P | Q | R |
| 举 | 开 | 快 | 来 | 乐 | 联 | 临 | 美 | 盟 |
| S | T | U | V | W | X | Y | Z | |
| 民 | 明 | 南 | 你 | 年 | 您 | 亲 | 请 | |



THURSDAY

Phonics: All about the initial sound.

Learning objective: Use your phonic knowledge to match the picture to its initial sound.



Learn about food around the world.


<https://www.twinkl.co.uk/resource/t-t-18833-food-from-around-the-world-cards>

Steps to success:

- Hear and say the initial sound of the pictures.
- Match the letters to the pictures.
- Draw the pictures and write their sounds/letters.

Match the sounds to the pictures;

e s w s f



Can you use your phonics to read this CVC word.

cup

Maths: Measuring.

Learning Objective:

Measure the ingredients to make a pretzel.

Steps to success:

- Follow the list to measure your ingredients.
- Can you read the numerals.
- Talk about the weight of your ingredients.



Pretzels are originally from Germany and are known to be given for good luck.



2 1/2



1 1/2



1



1



4



1



Can you read and measure these ingredients.

Follow the recipe:

<https://livingwellmom.com/recipe-soft-pretzels-for-kids/>


You make numbers or letters with any left over mixture.



Creative: Drawing around shadows.
Learning objective: To investigate shadows throughout the day.



Draw the shadows of your family or toys.



Steps to success:

- In the morning place a cup or a toy outside in the sunshine.
- Using chalk draw around its shadow (you can also place the item on a piece of paper and use a pencil).
- Do not move the toy or cup all day.
- Draw around its shadow again after lunch and after dinner.
- Do you notice anything?
- Use one handed tools to mark make.
- Observe changes throughout the day.



FRIDAY

Phonics: Letters in your name.

Learning objective: Write letters of your name using different materials.

Steps to success:

- Listen to the Jolly Phonics songs: <https://www.youtube.com/watch?v=1Qpn2839Kro>
- Look at the letters in your name.
- Write your name using different materials.
- Use one handed tools and equipment.
- Make recognisable letters.

- Draw letters outside using chalk and throw water balloons at the letters in your name.



Play dough



Gloop



mud



flour



Natural materials



Water



Shaving foam

Write your name with ...

Maths: Exercise Dice.

Learning objective: Do the correct amount of exercises to match the amount on the dice.


Steps to success:

- Make an exercise dice e.g. 1 spin, 2 squats, 3 star jumps, 4 toe touches, 5 hops and 6 kicks.

You can add the numbers or spots to this template.

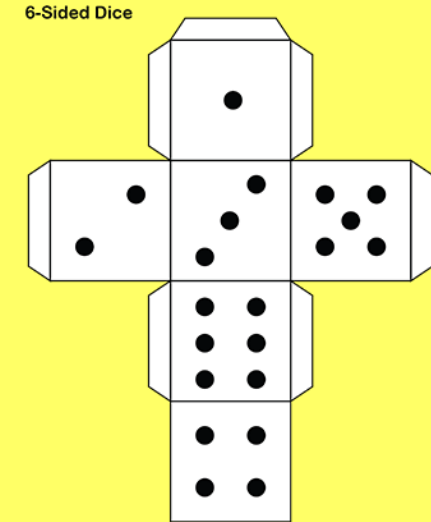
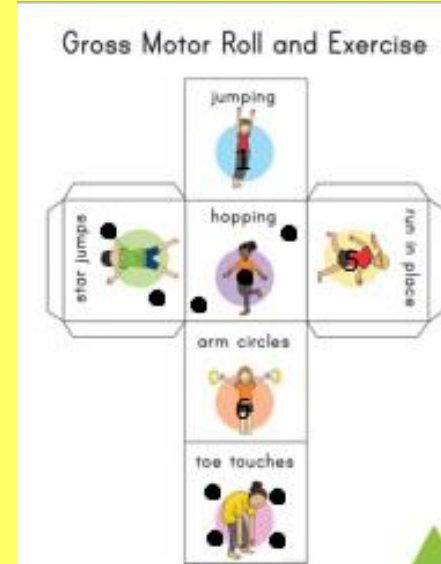
<https://www.twinkl.co.uk/resource/us-a-167-gross-motor-roll-and-exercise-activity>

- Realise not only objects but anything can be counted.
- To recognise numerals.



Use the star dice to colour in the fish.

<https://www.twinkl.co.uk/resource/t-t-22326-the-rainbow-fish-colourful-counting-resource-pack>



Use a dice to play snakes and ladders.



Creative: Write Dance

Learning objective: Using one handed tools and equipment mark make to music.


Steps to success:

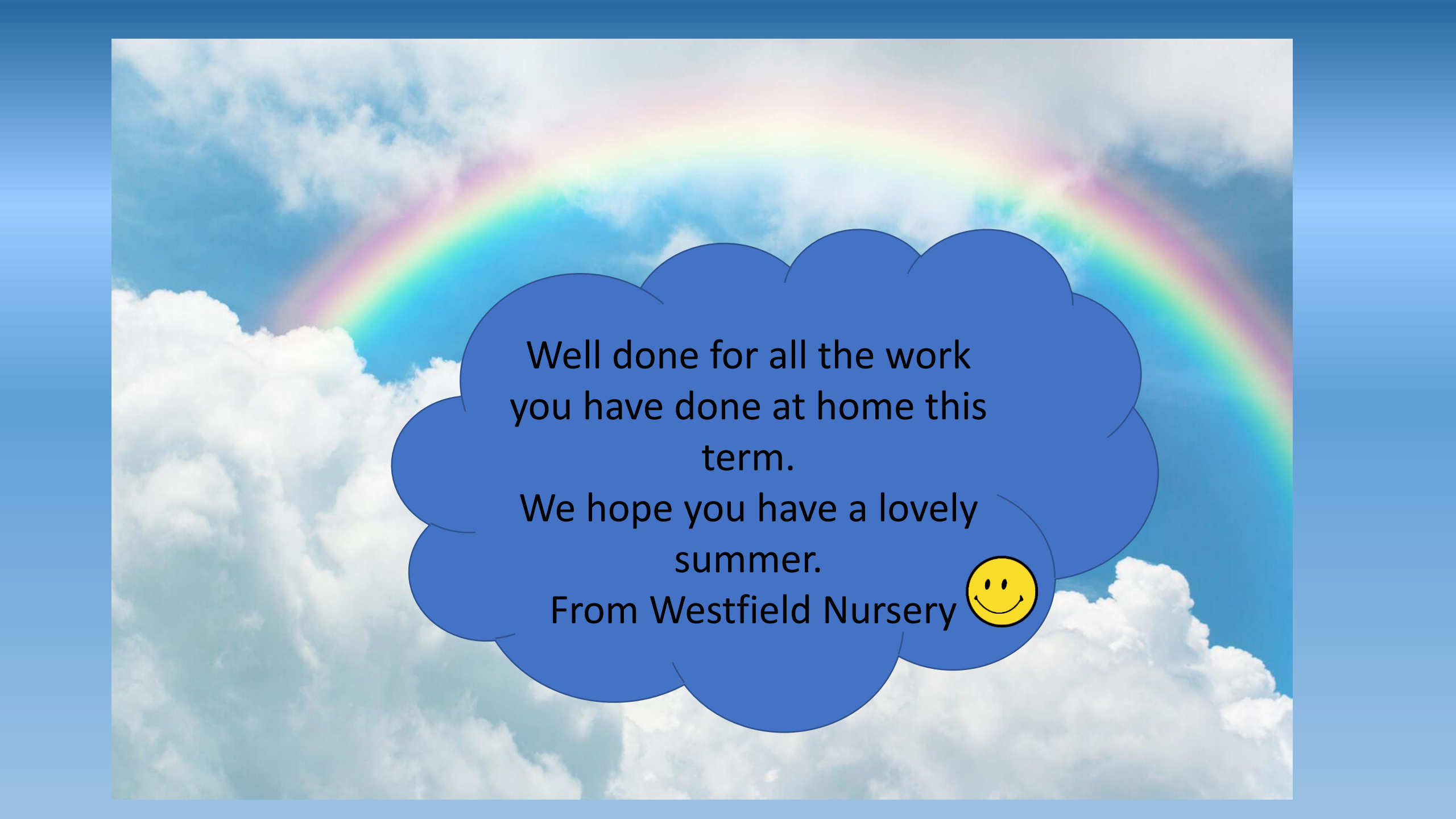
- Write dance: Outside on the floor mark make to the sound clips. Using both hands draw to the sounds you hear.
- Make marks as big or as small as you want to.
- Try not to draw a picture, try and draw the sounds you hear.
- Wax crayons may be best for this activity.
- You can mark make lying down on your stomach.



<https://www.youtube.com/watch?v=8oVTXSntnA0>

<https://www.youtube.com/watch?v=CXUIvNi7hQ4>





Well done for all the work
you have done at home this
term.

We hope you have a lovely
summer.

From Westfield Nursery

