

Hello everybody 😊

Well done for working so hard at home and school this half term.

You have all done a great job.

Keep reading every day and practising your numbers.

Have a lovely holiday!

Stay safe 😊



Remember reading daily is one of the best things you can do to practise your phonics. You can log in to the Oxford Owl website to view their range of ebooks too.

There are daily phonics lessons you can watch as well:

https://www.youtube.com/channel/UCP_FbjYUP_Utl_dV2K_-niWw



Can you read all of these tricky words? Challenge yourself to write them!

Phase 2

I
no
the
to
go
into

Phase 3

he
she
we
me
be
you
are
her
was
all
they
my

Phase 4

said
have
like
so
do
some
come
little
one
were
there
what
when

Phase 5

oh
Mrs
people
their
called
Mr
looked
asked
could

Monday

LO: To recognise the /or/ graphemes

To segment and blend /or/ words for reading and spelling

or

aw

au




Can you read these sounds?
Can you think of some words
with the /or/ sound in?



LO: to write simple sentences.

My Year in Reception

What have you liked best about Reception? Draw, write or stick pictures of your favourite things.



 Monday 

Maths

LO: to play a game to practise reading and ordering numbers

Grown-ups:

- Use number cards to 20 to practise recognising and saying the number.
- Give your child two number cards. Which is more/fewer?
- Extend to ordering three, then four numbers to 10, then 20.
- Play the coconut ordering game – start off ordering numbers to 10, then if your child is confident, numbers to 20.
- <https://www.topmarks.co.uk/ordering-and-sequencing/coconut-ordering>
- Challenge: ask your child to order some number cards from largest to smallest.



Menu

Hit the coconuts in order of size

9 5 16 0 10

Smallest Largest

Ordering Numbers - Up to 20

Score: 0 / 0

<https://www.topmarks.co.uk/ordering-and-sequencing/coconut-ordering>



Tuesday

LO: To recognise the /or/ graphemes

To segment and blend /or/ words for reading and spelling

or

aw


au

Look at the next slide.

Complete the /or/ activity.




c or n
• — •
————→




sh or t s
— — • •
————→




th or n
— — •
————→




f or k
• — •
————→




h or n
• — •
————→




t or ch
• — —
————→



c or k
• — •
————→



n or th
• — —
————→












Can you read these words? Do you know what they are/mean?



Find and Write the 'or' Words



Write the words and then colour the ones with an 'or' sound in them.

		
d	f	b
		
c	g	b
		
c	s	f

		
d i sh	f or k	b or n
		
c or k	d o g	b oa t
		
c or n	s or t	f or t





LO: to write simple sentences.

My Reception Favourites:

Colour: _____

Food: _____

Toy: _____

Film: _____

Animal: _____

TV Programme: _____

Activity: _____

When I grow up I will be _____

Write your favourite thing so that you always remember what you liked when you were in Reception.



 Tuesday 

Maths

LO: to practise adding to 10,
then 20

Grown-ups:



- Recap adding – count how many in each group and then how many altogether
- Play:
<https://www.topmarks.co.uk/addition/robot-addition>
- Practise adding to 10, then 20 on following slide 1. – encourage your child to write a number sentence and read it aloud. E.g. $6 + 3 = 9$.
- On the fairytale slide 2. , ask your child to count how many characters, complete the blanks and find the total.
- Challenge slide 3: can your child work out what number is missing in the addition sentence? E.g. $6 + \underline{\quad} = 8$







1.



The Cautious Caterpillar Addition to 10



Add the number of things and write your answers in the box.

 +  =

 +  =



 +  =



 +  =



 +  =



Fruit Salad



Write down the answers in the circles.



 +  =



 +  =



 +  =



 +  =

 +  =

 +  =

 +  =

 +  =

 +  =



First try adding numbers to 10, then for a challenge to 20..

Write the numbers on or write an addition number sentence.



2.

I Spy and Add to 20 Story Time



I Spy and Add to 20 Story Time

Count the number of each character needed in the addition number sentence. Write the numbers in the boxes to create and then solve an addition number sentence.



 $+$


 $=$



 $+$


 $=$



 $+$


 $=$



 $+$


 $=$



 $+$


 $=$

3. CHALLENGE.

Work out the calculation and write the missing numbers in the boxes.
Then, write the number sentences on the lines below.

$$\begin{array}{c} \text{4 spotted cats} \\ + \quad \square \\ = \quad \boxed{8} \end{array}$$

$$\boxed{6} + \text{3 blue dinosaurs} = \square$$

$$\boxed{5} + \text{5 purple dinosaurs} = \square$$

$$\text{2 red dinosaurs} + \text{1 red dinosaur} = \square$$

$$\text{6 orange dinosaurs} + \square = \boxed{10}$$



Wednesday

LO: To recognise the /or/ graphemes

To segment and blend /or/ words for reading and spelling

or

aw

au

Look at the next slide.

Ask your grown up to read the story. Shout out whenever you hear a word with an /or/ sound.



Dear Lorna,

I know how much you love our dog, Storm. You aren't going to believe what happened to her today!

I was playing with Storm on the lawn, when suddenly she started limping. Soon, she couldn't even walk! We had to take her to the vet, wrapped in a shawl. The vet told us she had a thorn stuck in her paw. Poor Storm!

The vet was very kind and took out the thorn. He gave us some pills for Storm and mum put them in a drawer to keep them safe.

I think I will draw a picture of Storm to cheer her up.

How is your pet bird? I hope she doesn't get anything stuck in her claws!

Lots of love,



Lorna Petty,
4 Ladybird Walk,
York,
Yorkshire,
YL6 W72



Can you write down some of the /or/ words that you heard? Did you see some with the aw spelling? Ask your grown up for some more aw spelling words and have a go at writing them.



LO: to write simple sentences.

My best memory of Reception by

We are nearly at the end of our Reception year together!
For homework this week we would like you to think of your favourite memory of being in Reception e.g. taking part in the Nativity play, our visit to the Theatre, the day the Fire Brigade came to see us.
Draw a picture of your favourite memory and write a caption underneath if you wish! ☺



 Wednesday 

LO: to practise taking away

Maths

Grown-ups:


- Recap subtraction as take away
- Practise to 10:
- <https://www.topmarks.co.uk/subtraction/subtraction-to-10>
- Complete subtraction to 10, by crossing out or counting back
- Challenge: complete making up own subtraction




Minibeast Subtraction


Write the answers in the circles. Then write the number sentence on the line below.


$$4 - 1 = \bigcirc$$


$$8 - 3 = \bigcirc$$


$$9 - 2 = \bigcirc$$


$$6 - 5 = \bigcirc$$

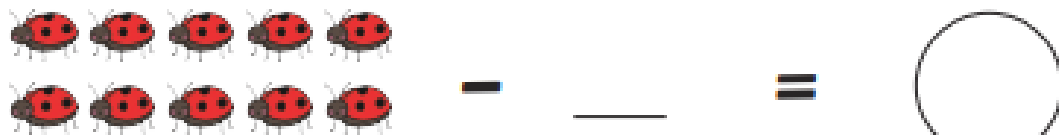
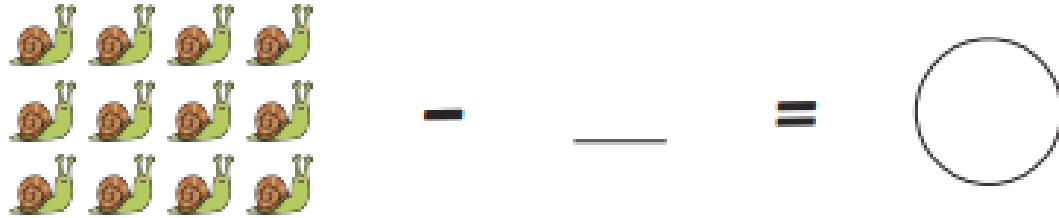
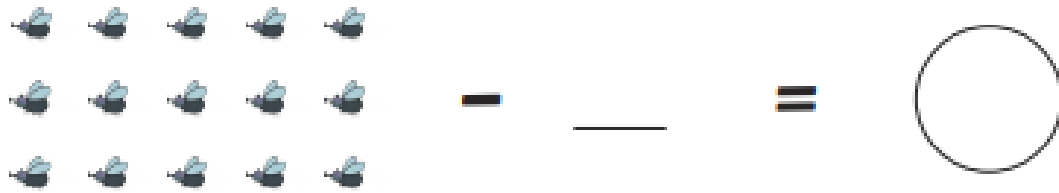

$$8 - 4 = \bigcirc$$



*First try taking away numbers to 10.
Write the numbers as a subtraction number sentence.*



Write the answers in the circles. Then write the number sentence on the line below.



CHALLENGE:
Count how many to start with.
How many do you want to
take away?
Count how many will be left
over?



Thursday

LO: To recognise the /or/ graphemes

To segment and blend /or/ words for reading and spelling

or


aw

au

Look at the next slide.

Complete the /or/ activity.



Circle all the pictures that have the au sound. 



autumn



author



screw



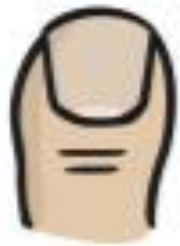
statue



haunted



August




toe



sphere

Draw a picture that has the au sound. 




What did you draw?

LO: to write simple sentences.

What has been your favourite story this year? Write a book review. What was the story about? Why did you like it?

Create a bookmark with an illustration from the book

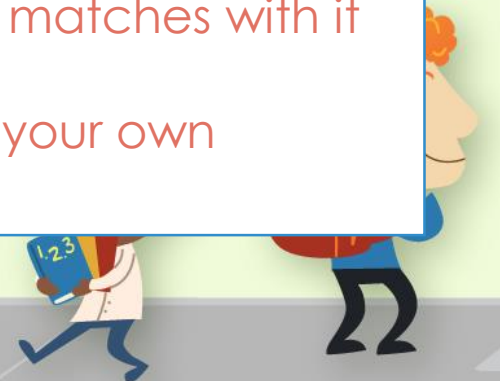













LO: to find pairs that make 10

Grown-ups:

- Use counters – ask your child to count out 10.
- How can the 10 counters be split? How many ways can your child find?
- Say each one “six and four make ten.”
- Show on fingers
- Cut out the pieces and find the pairs that make 10.
- Challenge: give your child a number to 10. what number matches with it to make 10?
Complete or make your own rainbow to make 10.



Cut out the pieces and find pairs that make 10.



Rainbow to 10



0 1 2 3 4 5 5 6 7 8 9 10

__ + __ = 10
__ + __ = 10
__ + __ = 10
__ + __ = 10
__ + __ = 10
__ + __ = 10

__ + __ = 10
__ + __ = 10
__ + __ = 10
__ + __ = 10
__ + __ = 10
__ + __ = 10



Friday

LO: To recognise the /or/ graphemes

To segment and blend /or/ words for reading and spelling

or

aw

au

Think of a word with /or/ in.

Can you write a sentence with that word in?



 Friday



Maths

LO: to make up your own
maths game

Grown-ups:

- Make your own game, it could be a track style where you roll the dice and move along and answer questions
- Draw pictures to make it colourful and fun
- Play it with your family





Remember:



- **Stay home.**
- **Stay safe.**
- **Be happy.**

