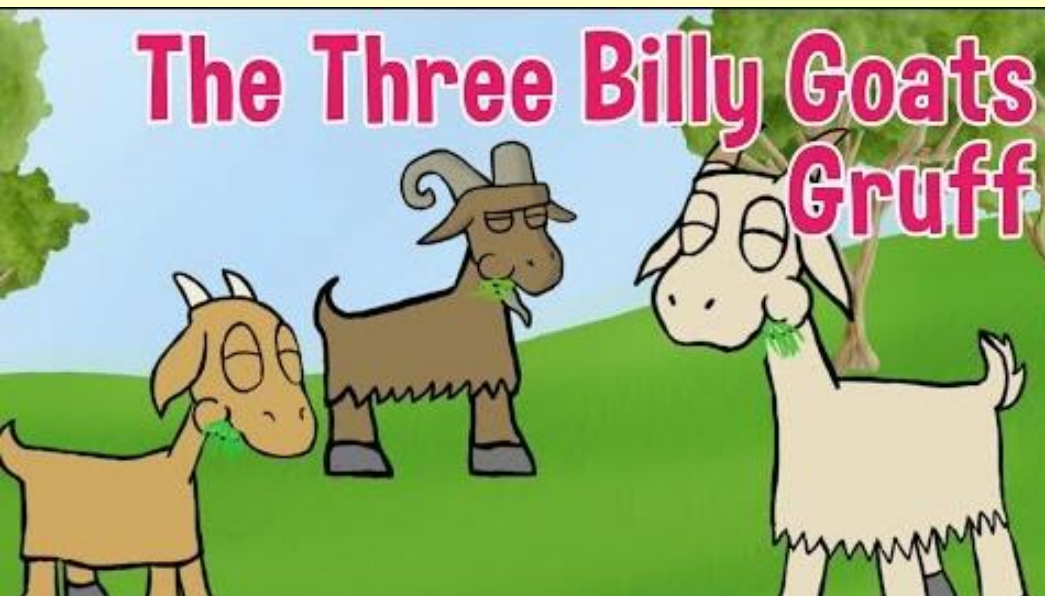


Learning objective: to write clear, punctuated sentences.

Steps to success

- Listen to the Billy Goat's Gruff story (link above).
- Look at the sequencing cards (on the next slide) and number them in order from 1-6.
- Use the cards to help you orally retell the story of Billy Goat's Gruff.
- Look at the 'Once upon a time' example below.
- Write clear, punctuated sentences about the story, for at least 3 of the sequencing images (on next slide).



Once Upon a Time...




The three goats munched on the tender juicy grass until they were full and happy.

The smallest of the Billy Goats Gruff timidly asked the Troll if he could cross over the bridge.

The three Billy Goats Gruff looked across the river at the tasty green grass that grew on the other side.

The Troll ran away screaming for his mummy!

Story sequencing cards



<https://www.jollylearning.co.uk/resource-bank/hear-the-sounds/> - click on the link to hear the sounds

Phonics

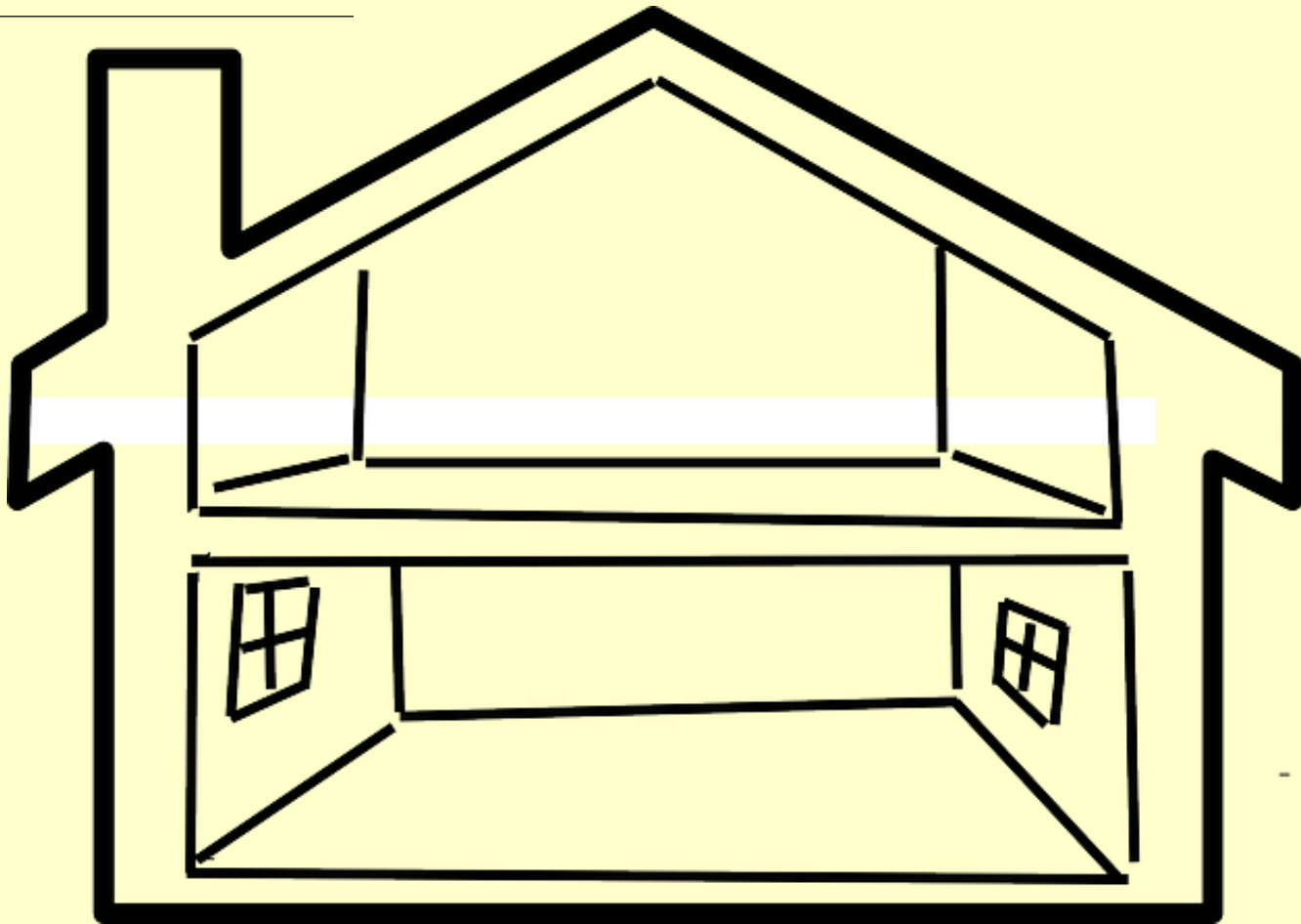
Lesson 1

LO: to read and identify ou

OU

Steps to Success:

- ✓ Read the sound
- ✓ Do the action
- ✓ How many words can you think of that contain the sound?
- ✓ Write them in the house



MATHS

06.07.20

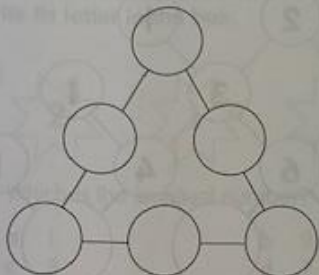
LO: to apply number knowledge to puzzles

Steps to Success:

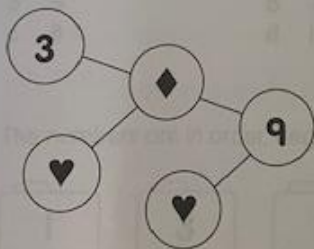
- ✓ Look at the questions
- ✓ Read the instructions
- ✓ Solve using + or -
- ✓ Check

Challenging Problems 1

- 1 Write the numbers 1 to 6 in the circles.
The numbers along each side must add up to 10.
You can use each number only once.



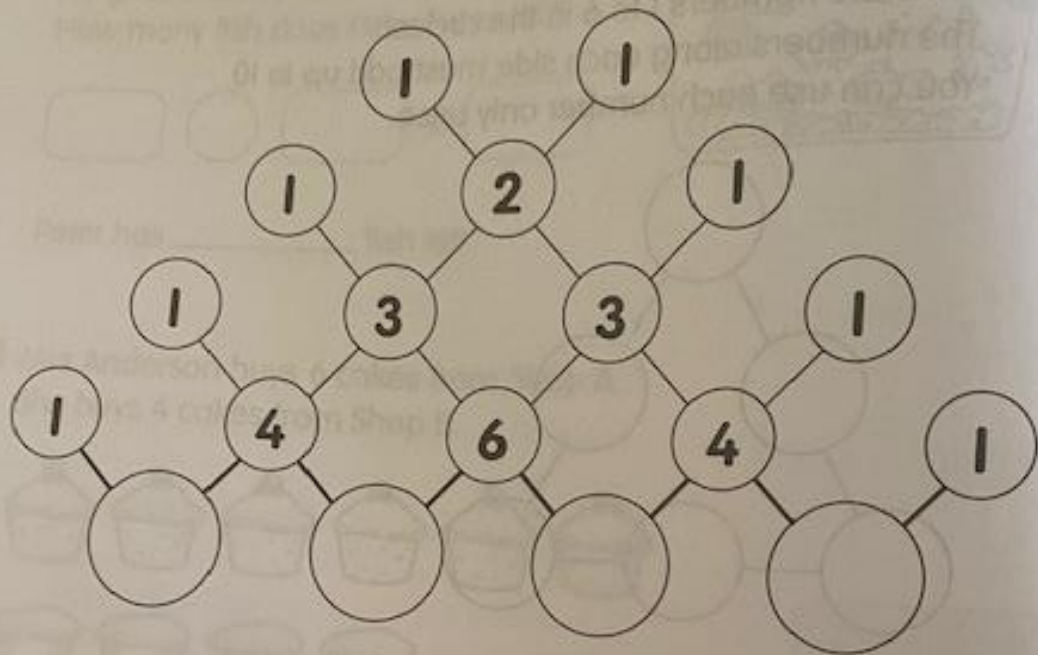
- 2 What numbers do \blacklozenge and \heartsuit stand for?



\blacklozenge =

\heartsuit =

- 3 Find the missing numbers.



Learning objective: to draw a self portrait.

Steps to success

- Read the information about Self Portraits on the next 11 slides.
- Follow the steps on the slides to support you to draw your own self portrait using pencil.
- Use crayons to add colour to your self portrait.



What is a Portrait?



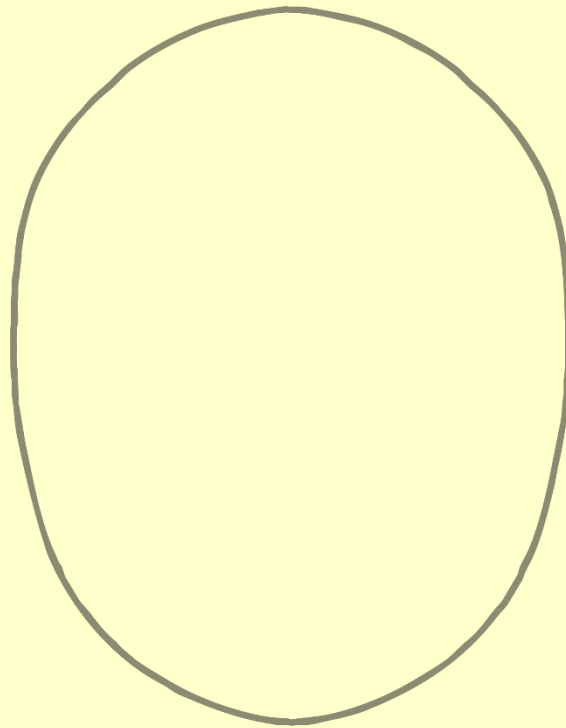
A portrait is a picture of a one person or a small group of people.

People can make portraits in lots of ways, using different materials, techniques, equipment, and colours.



How to Draw a Self-Portrait

Step 1

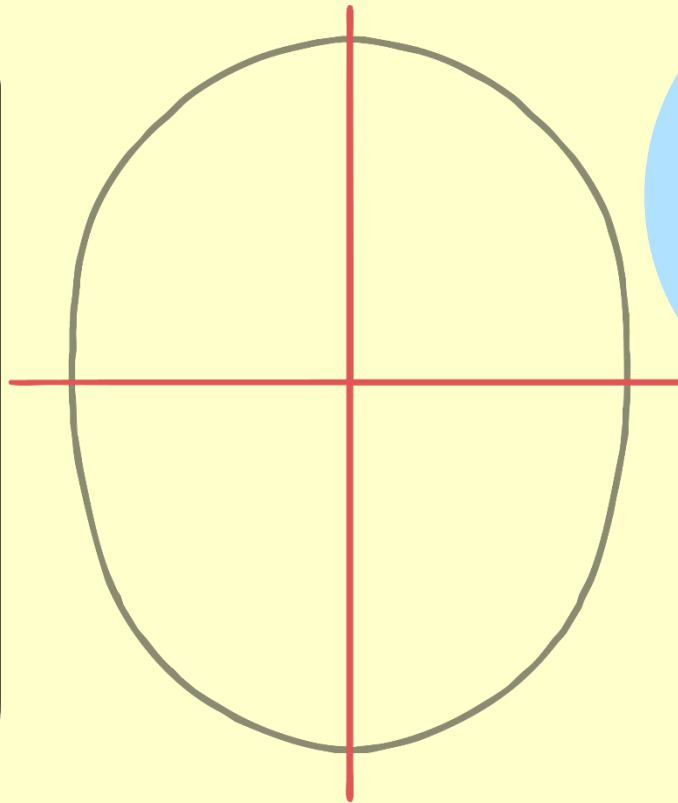


Draw a faint oval. You will go back over this later after you have drawn the hair.



How to Draw a Self-Portrait

Step 2



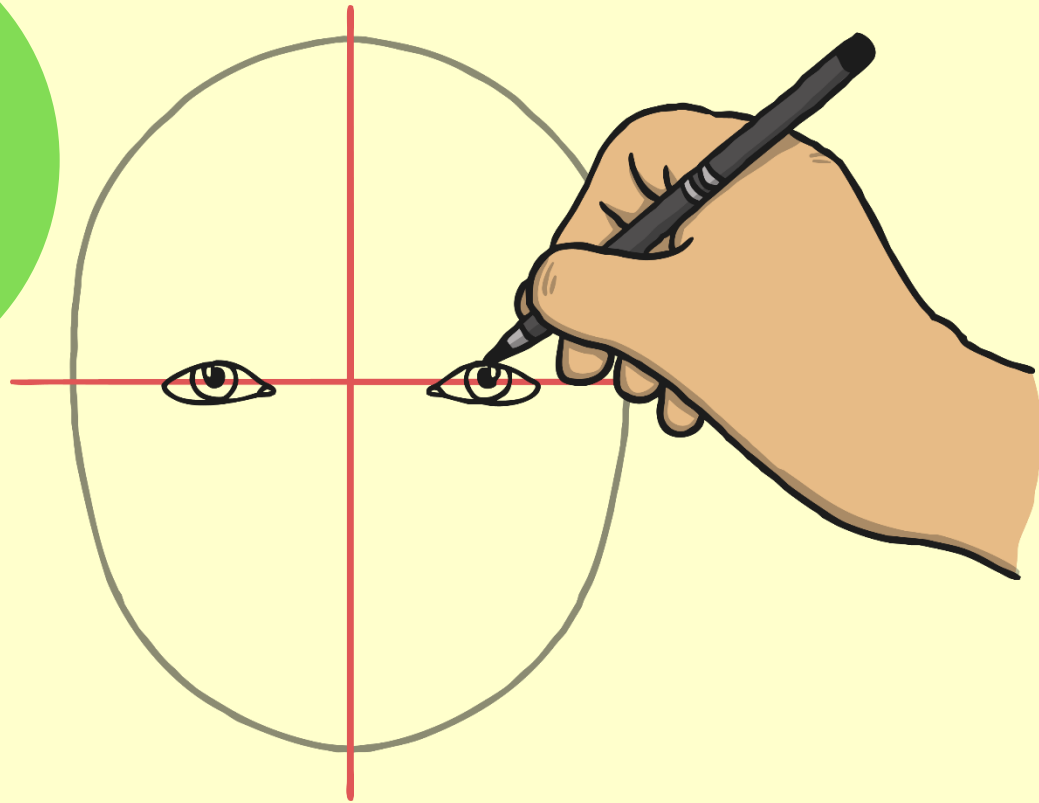
Make some very faint guide lines with a pencil and ruler.



How to Draw a Self-Portrait

Step 3


Draw the eyes.



How to Draw a Self-Portrait

Step 4

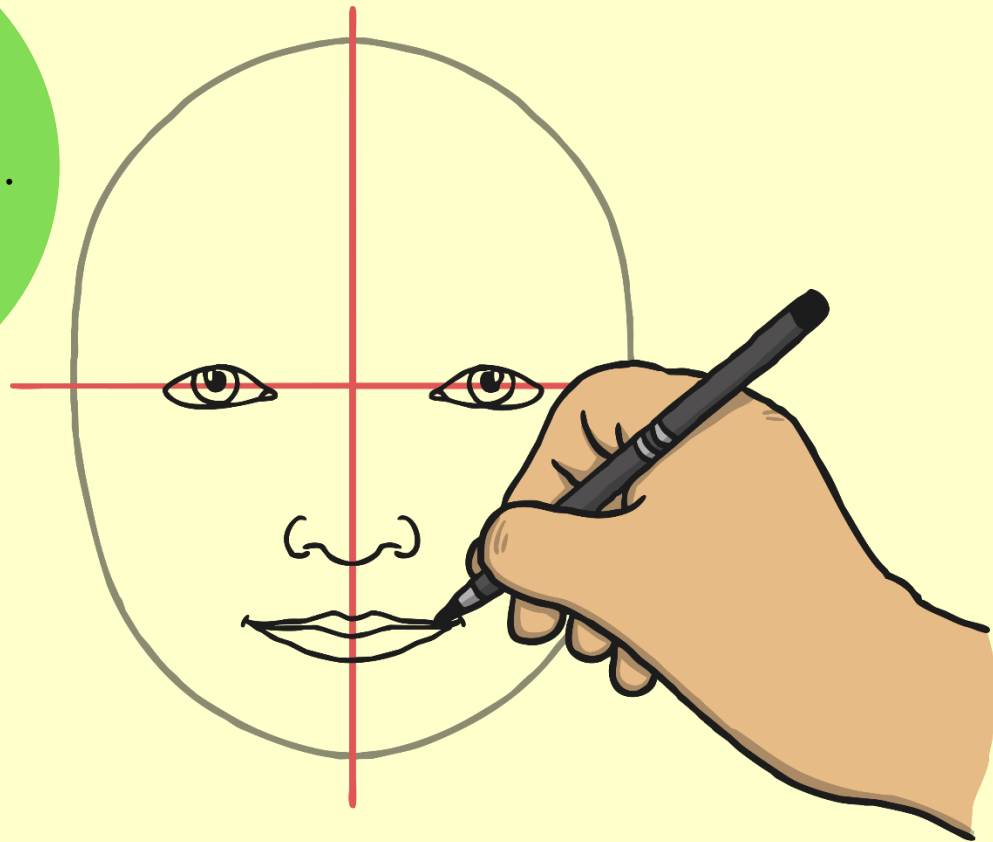
Draw the nose.



How to Draw a Self-Portrait

Step 5

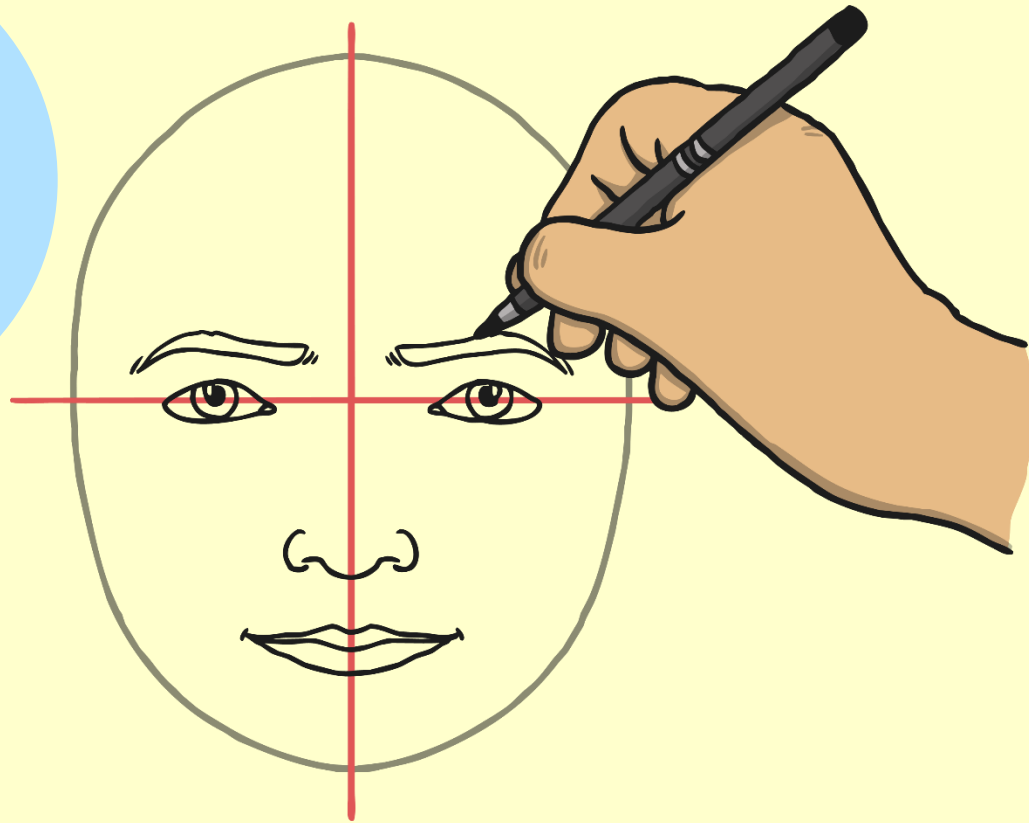
Draw the mouth.



How to Draw a Self-Portrait

Step 6

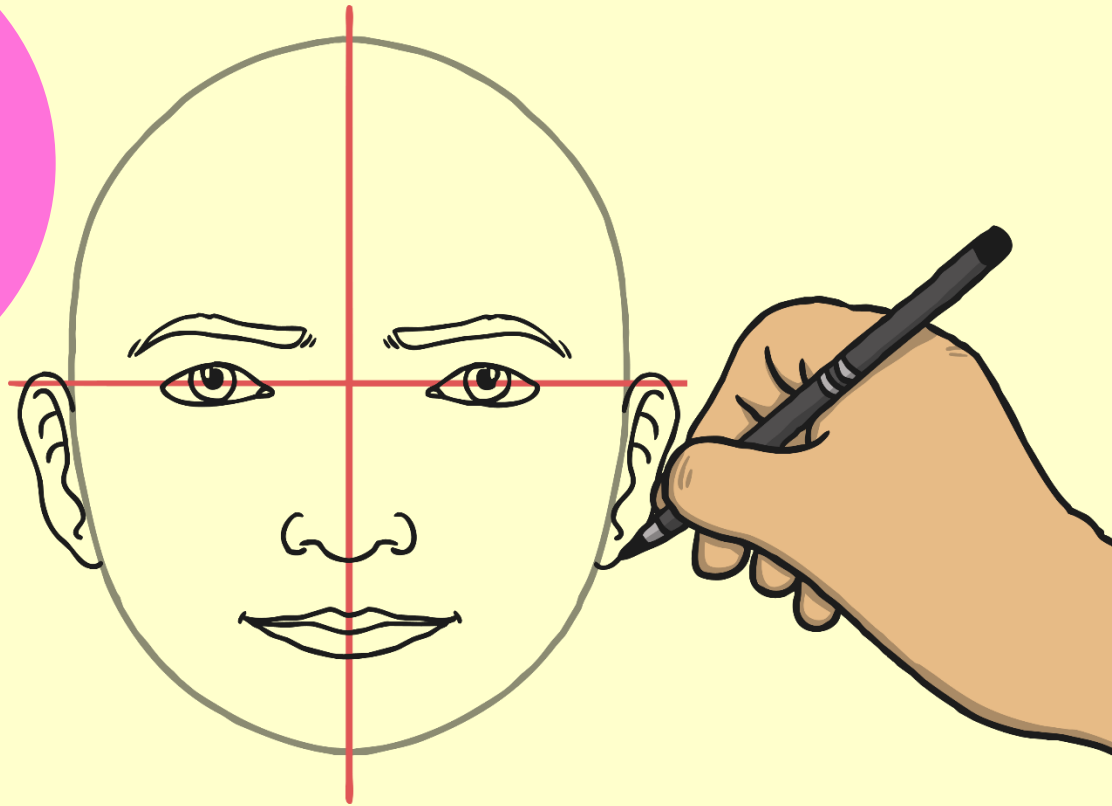
Draw the eyebrows.



How to Draw a Self-Portrait

Step 7

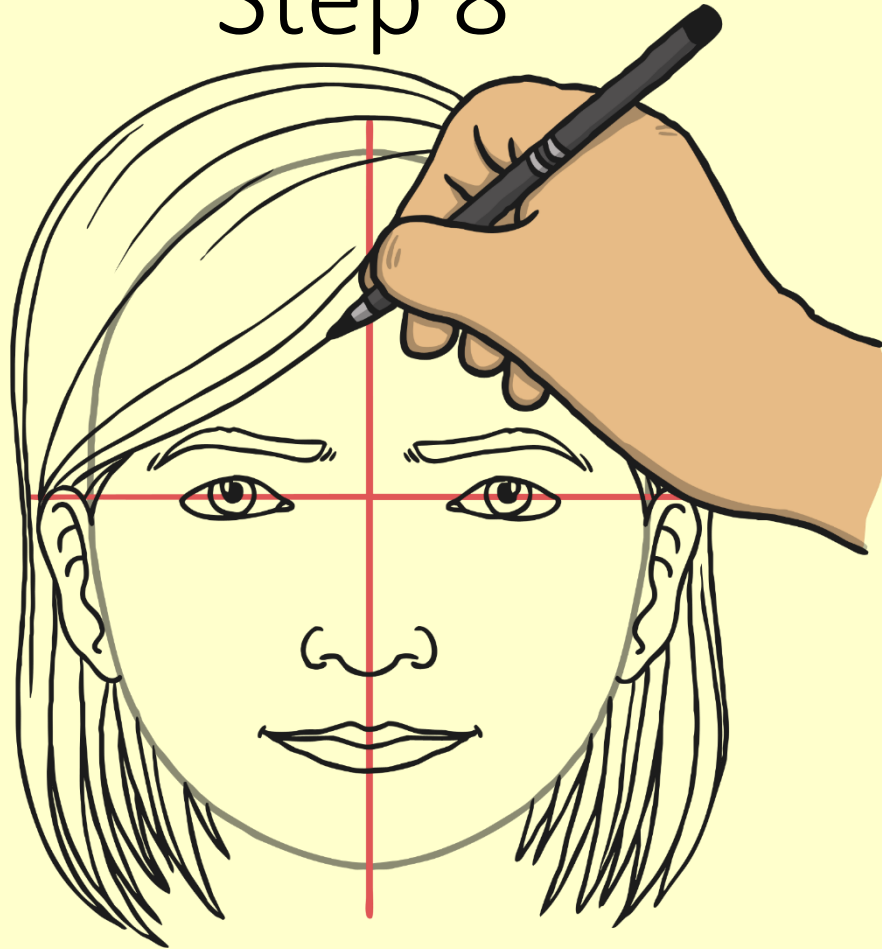
Draw the ears.



How to Draw a Self-Portrait

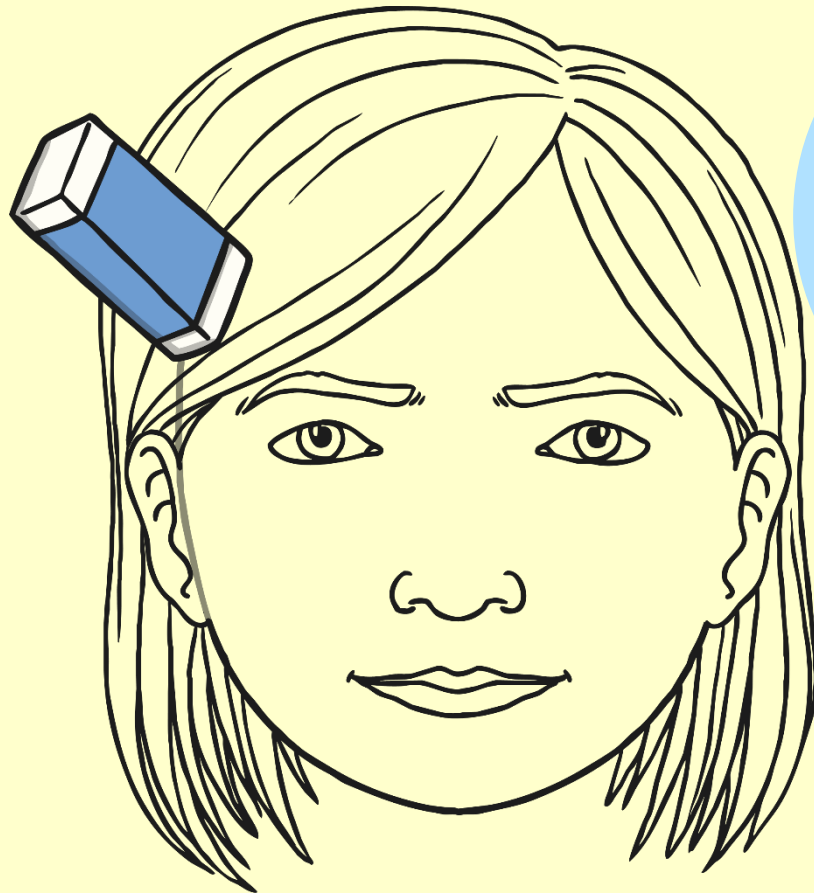
Step 8

Draw the hair.



How to Draw a Self-Portrait

Step 9



Go over the lines of the oval that isn't covered by hair. Erase the faint guide lines and the oval lines that are covered by hair.

How to Draw a Self-Portrait

Step 10

Colour in the face. Don't forget to add the pupils in the eyes and any freckles or other details on the face.



Tuesday 14th June 2020

English

Click the link to listen to the Billy Goat's Gruff story

<https://www.youtube.com/watch?v=aiy3a1v9Q2E>

Learning objective: to write speech bubbles.

Steps to success

- Listen to the Billy Goat's Gruff story (link above).
- Look at the set of 'Special Question Words' (below) and practice writing them.
- Look at the picture of Little Goat and the Troll.
- Use the Special Question Words to help you write questions that Little Goat could ask the Troll.
- Now write the reply that the Troll could give.



Special Question Words

What	
Where	
When	
Why	
Who	
How	
Can	
Are	
Do	
Will	

<https://www.jollylearning.co.uk/resource-bank/hear-the-sounds/> - click on the link to hear the sounds

Phonics


Lesson 2

LO: to write and sound button ou

OU

Steps to Success:

- ✓ Read the sound
- ✓ Do the action
- ✓ Read the words in the big house
- ✓ Sound button the words
- ✓ How many sounds in each word?



Sound buttons – dots for single letter sounds,
dashes for two or more letters for each sound.

MATHS

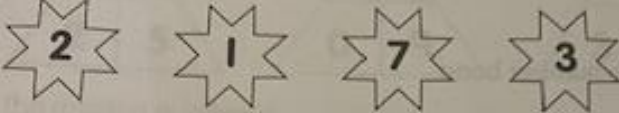
14.07.20

LO: to review and apply our maths knowledge

Steps to Success:

- ✓ **Look at the diagrams**
- ✓ **Read the instructions**
- ✓ **Count the cubes**
- ✓ **Circle true or false**

1



Which is the smallest number?

a 1 b 2
c 3 d 7


2

_____ comes after 9.

a 6 b 7
c 8 d 10

3

The numbers are in order, beginning with the smallest.



The missing number is _____.

a 9 b 2
c 8 d 6

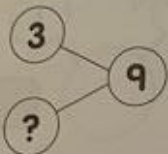
4 Which number is greater than 4 but smaller than 7?

- a 9 b 8
c 3 d 6

5 Complete the number pattern: 2, 4, 6, _____, 10.

- a 5 b 7
c 8 d 9

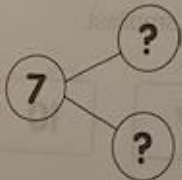
6 Look at the number bond.



What is the missing number?

- a 8 b 7
c 3 d 6


7 What are the missing numbers in the number bond?



- a 2 and 4 b 2 and 5
c 3 and 5 d 3 and 6


8 _____ is 3 less than 7.

- a 10 b 7
c 3 d 4



The missing number is _____.

- a 0 b 5
c 3 d 9



What is the missing number?

- a 7 b 8
c 9 d 10

11 _____ + 2 = 8

- a 10 b 8
c 6 d 4

12 Which number sentence gives the greatest answer?

- a $3 + 4$ b $2 + 6$
c $5 + 1$ d $1 + 2 + 3$

Tuesday 14th July 2020

Creative

Learning objective: to write an acrostic poem.

Steps to success

- Look at the acrostic poem below for 'Sam'.
- Discuss what qualities you have with an adult.
- Write your own acrostic poem using your first and/or your surname.

S is for **sparty.**

A is for **awesome.**

M is for **messy.**

Learning objective: to identify similarities and differences between two texts.

Steps to success

- **Read the Billy Dogs Gruff story. Is this similar to a traditional story you know?**
- **What differences do you both notice between the two versions?**
- **Record 3 similarities and differences (template below). Then write a sentence explaining which was your favourite version, use 'because' to explain why.**
- **Read the Letter from the Goats to the Troll (next slide).**
- **Write your own letter from the dogs to the crocodile, beginning 'Dear Croc'.**

Top tips!

- Politely ask the crocodile to let you cross the river by the tree branch.
- Explain why you want to go to the other side of the river.
- Say what you'll do for the Crocodile to make it up to him.
- Add a P.S. message after your signature.

Comparing Gruff Stories

Things that are the same in both stories	Things that are different in the stories

b e c a u s e

A Letter from the Goats to the Troll



Dear Troll,

Please can we use your
bridge?

We have no food to eat and
are very hungry. Did you hear our tummies rumbling last
night?

We saw that there is tasty grass opposite our field but need
to cross the stream to reach it. It looks delicious!

We will walk quietly over the bridge and make sure our
hooves are very clean, so we don't make a mess.

Love from,

The Three Billy Goats Gruff

P.S. We will make sure there is plenty of grass left for you!

Once upon

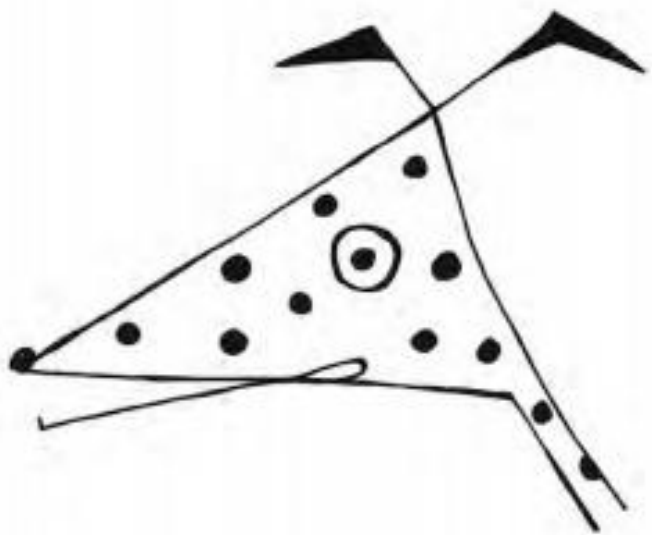
a

time

there were...

... three dogs.

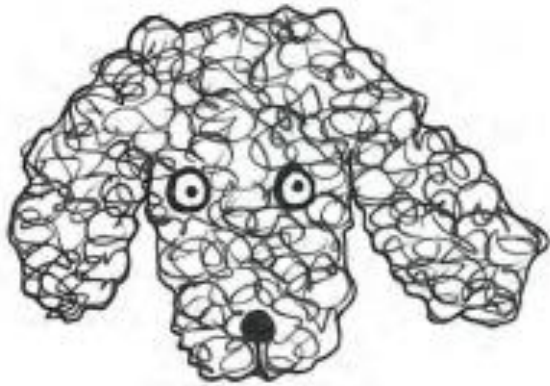
This is
Dog 1.



He is


Skinny.

This is
Dog 2.



She
is
fluffy.

This is
Dog 3.



He

is

quick.



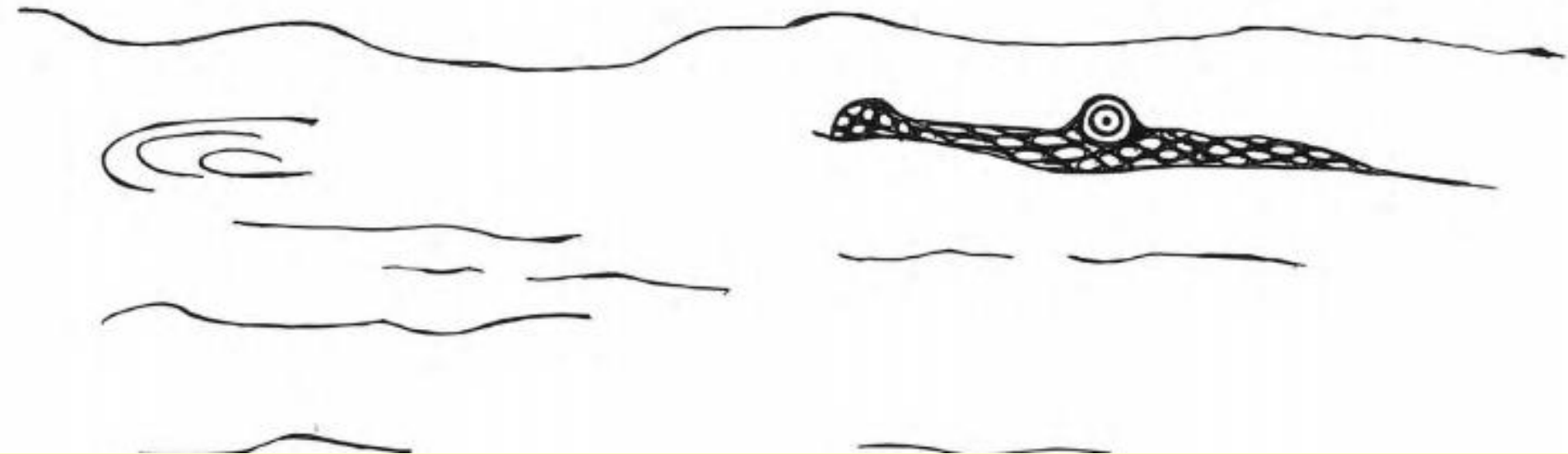
The dogs run along a tree trunk.

In the river below



lives Croc.

Croc is very bad.






Croc thinks:

Dog 1

runs along the
tree trunk.






Croc thinks:


Dog 2
runs along the
tree trunk.





Croc thinks:


Dog 3
runs along the
tree trunk.



Croc opens
his
big
mouth...



This dog
is
yummy!



Dog 3
jams
a

Croc is sad.


big stick
in it.



The dogs



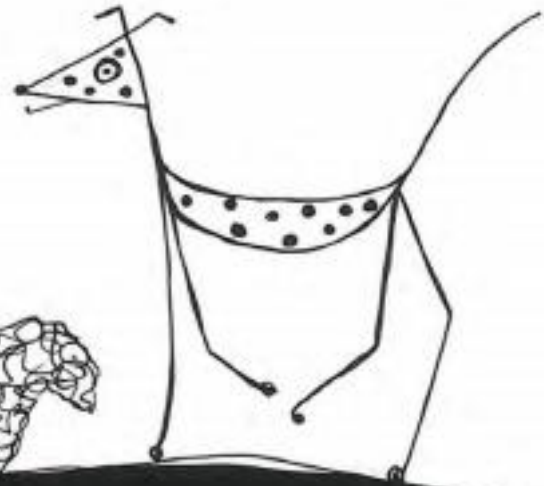
are



happy.




The dogs run



along the tree trunk
all day.

Ha ha Croc.



Phonics

Lesson 3

LO: to listen and write words containing ou

OU

Words for dictation

our
loud
south
flour
found
round

Steps to Success:

- ✓ **Read the sound**
- ✓ **Do the action**
- ✓ **Listen to the words**
- ✓ **Repeat the word and sound it out as writing**
- ✓ **Sound button the words**

Challenge

Can you put each word into a sentence?

MATHS


15.07.20

LO: to review and apply our maths knowledge

Steps to Success:

- ✓ Look at the diagrams
- ✓ Read the instructions
- ✓ Count the cubes
- ✓ Circle true or false

1

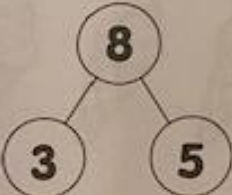


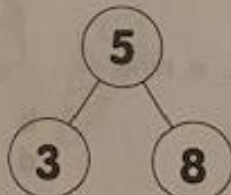
A B C D

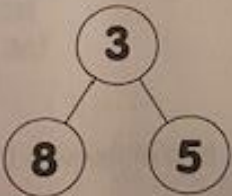
Sets _____ have the same number of sandwiches.

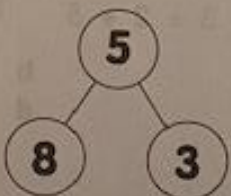
a A and B b B and C
c B and D d A and D

2 Which number bond is correct?

a 

b 

c 

d 

3 Which number is smaller than 3?

- a 1 b 5
c 3 d 7

4 $4 + 4 =$ _____

- a 0 b 8
c 10 d 4

5 $8 + 0 =$ _____ $+ 6$

- a 6 b 2
c 8 d 4

6 I am 2 more than $2 + 3$.
What number am I?

- a 5 b 6
c 7 d 8

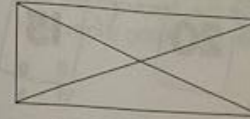
7 $9 -$ _____ $=$ nine

- a 1 b 2
c 3 d 0

8 _____ $- 3 = 2 + 5$


- a 10 b 7
c 5 d 4





9 How many triangles are there in the shape below?



- a 10 b 8
c 6 d 4

10 Which shape completes the bracelet?



- a  b 
c  d 




The _____ ice cream cone from the left has a cherry on it.

- a 1st b 2nd
c 3rd d 4th

12 17 is between 16 and _____

- a 13 b 14
c 15 d 18

13



Which of the numbers above is the smallest?

- a 18 b 13
c 20 d 15

14 What number is 3 more than 12?

- a 9 b 13
c 14 d 15

15 $16 + 3 = \underline{\quad} + 10$

- a 9 b 10
c 13 d 19

16 Which number sentence gives 2 more than 17?

- a $8 + 9$ b $9 + 8$
c $11 + 7$ d $10 + 9$

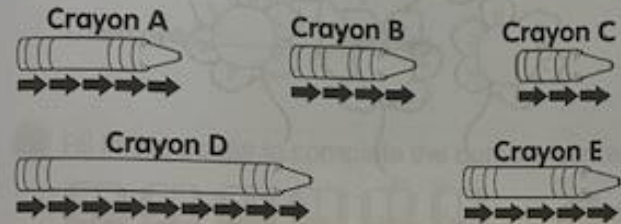
17 $20 - \underline{\quad} = 15$

- a 15 b 14
c 5 d 4

18 There are 15 toy cars in a box.
3 of them are red and the rest are green.
How many green cars are there?

- a 8 b 2
c 12 d 18

Look at the pictures below to answer Questions 19 and 20.
Each \Rightarrow stands for 1 unit.



19 Crayon E is as long as Crayon _____.

- a A b B
c C d D

20 Crayon B is longer than Crayon _____.

- a A b C
c D d E

Wednesday 15th July 2020

Creative

Learning objective: to identify some of the Year 1 Common Exception Words in a word search.

Steps to success

- Listen to an adult dictate the six Year 1 Common Exception Words in the purple box. Write them down, check your spelling and practise if needed.
- Find the Year 1 Common Exception Words in a word search.

Year 1 C/E Words for dictation

Pull

Today

There

Said

Were

you



Common Exception Words

Common Exception Words

b y c d w f g h i j k s
m y o p h r s t u v f o
y z a b e d e f g h r m
k l m n r p a s k t i e
h x y z e b c d e f e h
e j k l m n o p q r n o
r v w x j z c b c d d n
e h i j k l o v e p q c
s t h e r e m z a b c e
e f g h i j e l m n o p
q r s t u v w x y z a b
c d e f g h i o n e m n

a p c o u r g h i j k s
m u o p q r s t u v w c
y l a b c d e f g h i h
k l m n o p u t s t u o
w x y z a u c d e f g o
i j k l m s o p q r s l
u v w x y h a b c d e f
g f i j k l m n o p q r
s u u v w x y z a b c d
e l g h o u s e m n o p
q l s t u v w x y z a b
c d e f g h i j k l m n

by
my
here
there

where
love
come
some

one
once
ask
friend

school
put

push
pull
our

full
house



Learning objective: to spell plurals using 's' and 'es'.

Steps to success

- Re-read The Billy Dogs Gruff (on yesterday's slides).
- With an adult, read the information on Spelling Plurals (below).
- Now read Croc's Big Day (next slide). Look at the highlighted words. Write out each highlighted word in its plural form on More than One, placing each word in the correct column, -s or -es. The first one is done for you.
- Read The Troll and the Crocodile (next slide). What other, even scarier monster or animal could have been hiding by the river in the story?
- Write punctuated sentences describing it in the same way as the Troll and Croc are described.

Spelling Plurals



When we have just one of a noun (a thing or an object), we say that the noun is singular – a goat.

When we have more than one of a noun we say that the noun is plural – three goats.

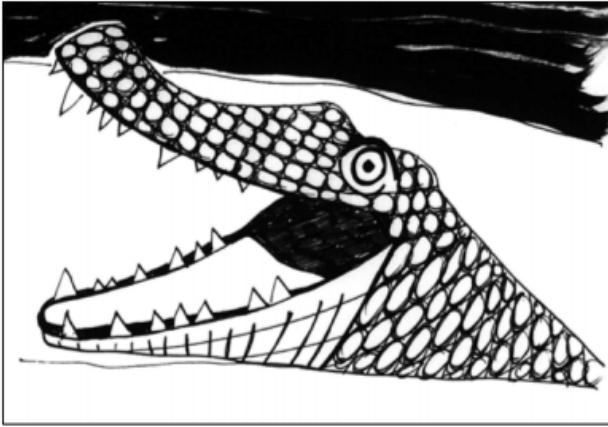
With most nouns, when you write them in the plural you add either s or es to the word's end – two pencils, some pens; lots of boxes, a few crosses.

But how do you know whether to add es or s?

Just follow this simple rule....

If your noun ends in *ch, sh, x, s, ss* or *z* you add **es**.
If your noun ends with any other letters, you just add **s**.

Croc's Big Day



Croc was waiting silently in the river when a fox crept out of a bush and looked carefully around. In its mouth the fox was carrying a short branch, all covered in moss. The fox waited in a patch of sunshine and listened to the buzz of a solitary bee. Croc swam closer, ready to scare away the fox. With one swish of its tail the fox jumped forward and fixed the piece of wood in poor old Croc's jaw, just like the dogs had told him to. It worked! Poor Croc was stuck once again with his mouth open and his teeth shining in the sun. Fox meanwhile padded along the branch across the stream and headed off into the wood, hoping to find a lunchbox so that he could pinch a little bit of food.

The Troll...



The Troll is short and ugly and bald, with blotchy purple skin and big bulging eyes. He has pointy ears and a sharp tooth like a fang that comes out of his mouth, even when it is closed. His nose is long and bulging and he always carries a big thick stick to frighten people – and goats!

... and the Crocodile!



The Crocodile has green scaly skin and a long, scary looking mouth filled with sharp white teeth and a big pink tongue. His eyes never blink so he can always spot troublesome dogs trying to sneak across the river. His legs are short and squat but he can move like lightning when he needs to. He has a big thick tail to help him swim through the water.

**Who is scariest, the Troll or the Crocodile?
And who is even more scary than either of them!?**

Spelling

Lesson 4

LO: to spell words containing ou





OU

Steps to Success:

- ✓ Read the spelling list
- ✓ Highlight ew sounds in words.
- ✓ Sound button the words
- ✓ Copy each word carefully
- ✓ Cover each word and try to spell it
- ✓ Check the word
- ✓ Try again

Challenge

Can you put each word into a sentence?

Look 	Copy 	Cover and Write 	Cover and Write 
<i>bat</i>			
<i>pet</i>			
<i>self</i>			
<i>out</i>			
<i>our</i>			
<i>round</i>			
<i>mouth</i>			
<i>saw</i>			
<i>put</i>			
<i>outside</i>			

MATHS







16.07.20

LO: to apply number knowledge to puzzles

Steps to Success:

- ✓ Look at the questions
- ✓ Read the instructions
- ✓ Solve using + or -
- ✓ Check

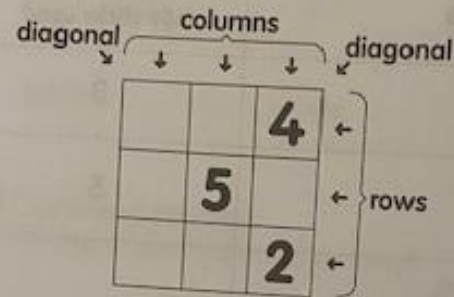
1 Peter uses lolly sticks to make shapes that follow a pattern.

	Shape	Number of lolly sticks used
1st		3
2nd		5
3rd		
4th		
5th		

a Count the number of lolly sticks Peter uses for the 3rd and 4th shapes in the pattern. Fill in the table.

b Draw the 5th shape in the table. Count the number of lolly sticks used for this shape. Write the number in the table.

2 Complete the 'Magic Square'. Use all the numbers from 1 to 9. The numbers in a row (\leftrightarrow), column (\updownarrow) or diagonal (\swarrow, \searrow), must add up to 15. Some squares have been filled in for you.



3 Write the missing numbers in the shapes.

$$\triangle + \square + \bigcirc = 15$$

$$\triangle + \square = 7$$

$$\square + \bigcirc = 9$$

Thursday 16th July 2020

Creative


Learning objective: to reflect on your time in Year 1.

Steps to success

- Reflect on your learning this year – what are you proud of?
- Reflect on your friendships this year – who have you enjoyed playing with?
- Have you made any special memories this year?
- Reflect on your lessons, do you have a favourite lesson or activity we have done?
- Write about your time in Year 1, using the template on next 4 slides.



Spreading My Wings from Year 1 to Year 2



Name: _____

My friends at school are...

My favourite thing about school is...

Three things I like about my new classroom



My new classroom:

A picture of me with my friends:

I enjoy learning about...

I am good at...

I would like to get better at...

I am looking forward to...

I would like to learn...

Friday 17th July 2020

English

Learning objective: to answer questions about a text.

Steps to success

- **Read the information about goats on the Fact File (next slide).**
- **Baby goats are called kids. Read the names of the Farm Animals and join the correct name for their babies with a line (next slide).**
- **Choose one of the farm animal we have looked at. Discuss you knowledge then use the internet and books to find out all about your animal.**
- **Create a fact file for your animal (template on slide after fact file and baby animals.)**



Goat Fact File



Long curving horns

Distinctive chin tuft

Thick warm coat

Farm Animals

Cows



kids

Pigs



lambs

Ducks



chicks

Chickens



piglets

Sheep



foals

Horses



calves

Goats



ducklings

What types are there?

There are many different types of goat in Britain. The one in the picture is called a Golden Guernsey. These come from an island in the Channel called Guernsey, and have lovely, orange-brown coloured coats.

Where do they live?

Goats like to be outdoors in fields and orchards but they don't like getting wet so they have shelters or barns to go into when it is raining.

What do they eat?

Goats mainly eat grass and hay although they also love eating flowers and leaves from small bushes. If they get into your garden they will eat everything!

What do we get from them?

Goats give rich creamy milk that you can drink or put on your cereal. You can also turn the milk into yummy cheese and yoghurt. We also get meat and skins from goats.

What are their babies called?

Baby goats are known as kids and in the spring time female goats may have two or three kids that they feed with their milk.

What are they like?

Goats can be quite stubborn but they are very gentle and like to have people near them. Watch out though – the male goats (the Billys) are very smelly!

Grammar and Punctuation

Lesson 5

LO: to sort words into alphabetical order

Steps to Success:

- ✓ Say the alphabet
- ✓ Look at the words
- ✓ Check the first letter
- ✓ Put the words in alphabetical order
- ✓ Check using the alphabet

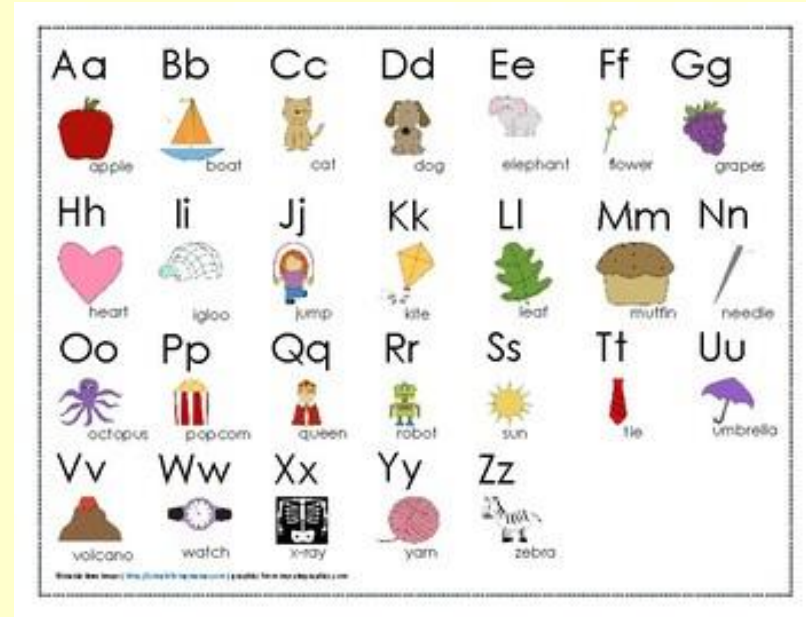
1. car tractor lorry

2. hamster cat rabbit

3. lemon apple banana

4. Sam Alex Ravi Gilbert

5. Emily Pat Davinda Sue Jill



MATHS

17.07.20

LO: to read, write and recognise numbers to 100

Steps to Success:

- ✓ Choose 1 and 2 digit numbers
- ✓ Fill the bingo card
- ✓ Listen to the numbers
- ✓ Highlight when your number is called
- ✓ Shout Bingo when you fill a row.

		BINGO!		