

Year 1 Autumn 2

Welcome Back!

We hope you have had a relaxing break and are ready for all the exciting things ahead this half term!

Staff: Mrs Evans,
Miss Timpany,
Miss Follows, Miss
Manley, Mrs Todd.

Reminders:

PE is Tuesday and Thursday each week for Beech and Thursday and Friday for Yew.

Forest School is every Wednesday.

Please come to school in PE kit and Forest School clothes on these days and remove earrings.

Can all children also keep spare underwear and/or clothes in their bag just in case.

If you need to speak to your child's class teacher for any reason, please make contact via the year group emails.

These are checked on a daily basis after school and will be responded to as soon as possible. The year 1 email address is

year1a@westfield.staffs.sch.uk



English

In school, we will:

- ⇒ Write factual sentences about different crazy creatures.
- ⇒ Sound out words to spell using our phonics.
- ⇒ Apply phonics when sounding out and count sounds in real and nonsense words.
- ⇒ Use capital letters, finger spaces and full stops when writing simple sentences.
- ⇒ Answer questions by finding the information from fiction and non-fiction texts.


Maths

In school, we will:

- ◆ Continue to practise counting forwards and backwards to 20.
- ◆ Investigate strategies for addition and subtraction including counting on and counting back.
- ◆ Recall number bonds to and within 10.
- ◆ Find all addition and subtraction number sentences in fact families.

Reading at home







- We aim to change your child's book as soon as their previous book has been returned.
- We recommend that you read for a minimum of 10 minutes daily.
- Use the VIPERS question strands sent home to ask your child about what they have read.
- Children should bring their book to school everyday so teachers can hear them read regularly.



Creative Theme

Paws, Claws and Whiskers

We are going to be animal crazy with our Paws, Claws and Whiskers topic where we will be learning about different animals, what they eat, where they live and comparing them to humans.

<p>Science</p> <p>How do we see, hear, smell and taste? We are going to find out by investigating our senses.</p> <p>How can we group animals? By pattern? By size? By food? Are there animals with similar characteristics? We will find out!</p> 	<p>Art and Design</p> <p>It is time to become animal artists. We will choose a wild animal to draw and experiment with pencil techniques to create their camouflage and patterns. Then use our drawings to help us create colourful monoprints!</p> 	<p>Design & Technology</p> <p>The zoo has a problem and needs our help! Working as a team we will transform into architects to design and build a bridge to transport the animals to a new enclosure.</p> 	
<p>RE</p> <p>There are lots of special ceremonies in different religions. What are they for? What happens? How do they make people feel?</p> 	<p>PSHE</p> <p>Our theme for this half term is Happy and Healthy Me.</p> <p>How can we keep our bodies healthy? We will name our body parts and look at different ways we can keep our body and mind healthy. How have we changed since we were babies and what happens when you get older?</p> <p>The Thoughts and Feelings Box is always available for children to write any anonymous worries or anxieties.</p> 		
<p>Homework</p>			<p>French</p> <p>Bonjour! We will be learning vocabulary to describe people and animals.</p> 

As part of our topic, we have chosen a number of tasks for the children to complete at home. The children must complete at least one of these tasks but they can complete as many as they like! Children can bring homework in at any time to show the rest of the class.

<p>Make a scrapbook all about your pet, or a pet you know. What is the pet's name? What type and breed of animal is it? Add photographs and information about how pets stay happy and healthy.</p>	<p>Choose an endangered animal to paint or draw. Find out where it lives and why it is endangered.</p>
<p>Make an animal mask or hat out of junk material. Remember to think about its features.</p>	<p>Collect some amazing animal facts about fish, amphibians, reptiles, birds and mammals. Which animal is the heaviest, fastest or strongest?</p>
<p>Which animals live in hot and cold places? What helps them to live there?</p>	<p>Find out the names of animals in a language of your choice. Make a mini book showing the animals and their names. Can you pronounce the names correctly?</p>