

Year 1 Summer 1

Welcome Back!

We hope you have had a relaxing break and are ready for all the exciting things ahead this half term!

Staff: Miss Woolley,
Mrs Evans, Miss
Manley, Miss Dunn.

Reminders:

PE is on a Thursday and Friday each week for both Beech and Yew class.

Forest School is every Monday. Please provide wellies and indoor shoes.

Please come to school in PE kit and Forest School clothes on these days and remove or cover earrings with plasters.

If you need to speak to your child's class teacher for any reason, please make contact via the year group emails.

These are checked on a daily basis after school and will be responded to as soon as possible. The year 1 email address is

year1a@westfield.staffs.sch.uk



English


In school we will:

- ⇒ Read and perform poetry based on the Great Fire of London.
- ⇒ Apply features of a news report about the Great Fire of London.
- ⇒ Read "Vlad and the Great Fire of London" by Kate Cunningham.
- ⇒ Use adjectives to describe settings.
- ⇒ Look at poetry based around the Great Fire Of London.

Maths

In school we will:

- ◆ Compare mass and volume
- ◆ Multiply by 2, 5 and 10.
- ◆ Explore grouping and Sharing.
- ◆ Recognise a half and quarter of an object.
- ◆ Recognise and find half and a quarter of a quantity.



Reading at home




- Your child's school reading book is changed every Friday. Please make sure they have their reading folders in school on a Thursday.
- Children visit the library once a week. These books are for you and your child to read and share together.
- Yew class library day is on Wednesday and Beech class is on Thursday.
- Please practise the phonics sounds sent home.
- Please practice reading and spelling tricky words with your child.






Creative Theme

🇬🇧 Bright Lights, Big City 🇬🇧

Our next topic is 'Bright Lights Big City' where we will be learning about the Great Fire of London. We will also be looking at London through the ages and comparing it to other cities around the world. We will locate the UK and identify the countries within it.

<p><u>History</u></p> <p>It is time to become historians and research The Great Fire of London using pictures and artefacts! This will help us gather the information needed to put the events into chronological order. How has London changed? What is the same? What is different?</p> 	<p><u>Art</u></p> <p>Artists: get ready to experiment with different pencil lines and thickness to draw a house from the time of the Great Fire Of London. Use a range of tools to apply paint to represent the fire and smoke.</p> 	<p><u>Science</u></p> <p>As scientists we will explore and investigate a range of everyday materials, including wood, plastic, metal, rock and glass. When sorting materials we will be looking at their simple physical properties, as well as identify the materials an object is made from. Then explore the suitability of these materials for building houses. We will also be investigating which materials are flammable and why.</p> 
--	---	---

<p><u>RE</u></p> <p>The theme this half term is Celebrations. Exploring the different festivals and their</p> 	<p><u>PSHE</u></p> <p>Our theme for this half term is Me and other people. Children will gain a better understanding of how their actions and words affect others in a positive and negative way. Come up with strategies to ensure everybody is happy and included in school life.</p> 
---	---

<p><u>French</u></p> <p>Salut! This half term we will be learning about different parts of the human body and describing what we look like.</p>	
--	---

Homework

As part of our topic, we have chosen a number of tasks for the children to complete at home. The children must complete at least one of these tasks but they can complete as many as they like! Children can email homework in at any time to the year group email address.

<p>Search the web with an adult to find images of different cities in the world. Create a scrapbook of your favourite cities and include pictures, labels and captions.</p>	<p>Create a map of London in 1666 showing the location of the River Thames, Pudding Lane bakery and where the fire spread. This could be drawn or collaged.</p>
<p>Make your own cityscape artwork.</p>	<p>Create a sculpture with the title 'Fire' and explain why you choose the materials you used to make it.</p>
<p>Make a model of a church or house in London in 1666. You can use the internet to research how houses looked then.</p>	<p>Create or reproduce a picture depicting a scene from London during the great fire. You could draw, paint, collage, use chalks or use a computer paint package to create your picture.</p>